

PART NUMBER:	DATE:
PROJECT #:	TYPE:
PREPARED BY:	

**PART NUMBER:**

# FMH50/U/P/ED17

## 50W ED17 Pulse Start Metal Halide Lamp

Fusion Metal Halide Pulse Start Lamps offer superior light quality and performance. The iridescent white light emitted when using Pulse Start Metal Halide lamps creates a natural ambience and delivers vibrant colors. In addition, the high system efficacy of these lamps results in lower energy use and a reduced cost of operating when compared to standard Quartz Metal Halide lamps.



**FEATURES & BENEFITS:**

- Long Life - Reduces re-lamping and replacement costs
- High lumen output
- Benefits a cleaner environment
- Excellent colour rendering of CRI = 70+ [Coated]
- Excellent colour rendering of CRI = 65+ [Clear]
- Easier integration in existing luminaires
- Dimmable with approved dimming systems
- 1 Year Warranty

**AVAILABLE TYPES:**

- 50W ED17
- 70W ED17
- 100W ED17
- 150W ED17
- 175W ED17 & ED28
- 250W ED28
- 320W ED28 & ED37
- 350W ED28 & ED37
- 400W ED28, ED37
- 575W BT37

**APPLICATIONS:**

- Commercial: Offices & Hospitals - Ambient Lighting, Task Lighting, etc.
- Retail: Malls, Shopping Centers, Stores, etc.
- Hospitality: Restaurants, Hotels, etc.
- Recreational: Sports Facilities, Gymnasiums, etc.

**APPROVALS**

ANSI CODE | **M110**

**KELVIN (CCT):**

**4200K** 842

**ORDERING INFORMATION:**

PART NUMBER	DESCRIPTION	CASE QTY	CASE DIMENSIONS	CASE WEIGHT
FMH50/U/P/ED17	50W ED17 Pulse Start Metal Halide Uncoated	12	250 x 180 x 170 mm - 9.84 x 7.09 x 6.69 in	1.4kg - 3.09lbs

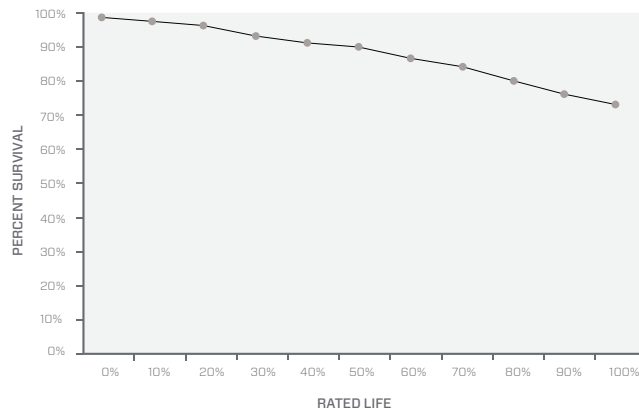
**OPERATING SPECIFICATIONS:**

PART NUMBER	LAMP WATTS	INITIAL LUMENS (Vertical)	INITIAL LUMENS (Horizontal)	MEAN LUMENS (Vertical)	MEAN LUMENS (Horizontal)
FMH50/U/P/ED17	50W	3200 lm	2900 lm	2100 lm	1900 lm

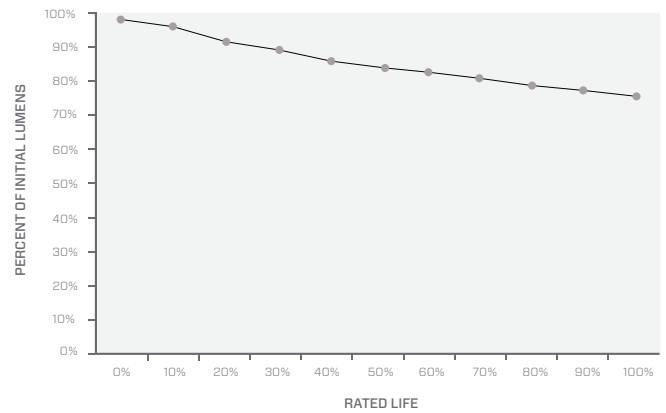
OPERATING SPECIFICATIONS:

PART NUMBER	EFFICACY (LPW)	RATED LIFE (Vertical)	RATED LIFE (Horizontal)	CCT	CRI	WARM UP TIME	Hot Re-Strike Time	Burn Position
FMH50/U/P/ED17	64	15,000 hrs	10,000 hrs	4200K	65+	1 - 2 mins	2 - 4 mins	Universal

1 - LIFE EXPECTANCY



2 - LUMEN MAINTENANCE



ELECTRICAL SPECIFICATIONS:

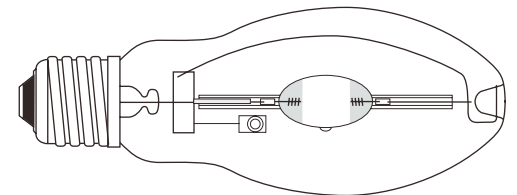
PART NUMBER	LAMP WATTS	NOMINAL LAMP OPERATING VOLTAGE	NOMINAL LAMP OPERATING CURRENT	ANSI DESIGNATION	OPERATING FREQUENCY
FMH50/U/P/ED17	50	85V	0.68 A	M110	60Hz

\* NOTE: Physical specifications are the same for all colour temperatures

PHYSICAL SPECIFICATIONS:

PART NUMBER	LAMP STYLE	BASE	LUMINAIRE TYPE	MAX. LENGTH (MOL)	LIGHT CENTER LENGTH (LCL)
FMH50/U/P/ED17	ED17	E26	Open	5.43" (137.92mm)	3.39" (86.11mm)

ARC LENGTH	ARC TUBE MATERIAL	MAX. TEMP (BASE)	MAX. TEMP. (LAMP)
6.0mm	Quartz	190°C	400°C



\* NOTE: Physical specifications are the same for all colour temperatures

ANSI CODE | **M110**

