



KELVIN (CCT):

4200K 842

PART NUMBER:	DATE:
PROJECT #:	TYPE:
PREPARED BY:	

PART NUMBER:

FMH400/HOR/ET18

400W ET18 Probe Start Metal Halide Lamp

Fusion Metal Halide Probe Start Lamps offer superior light quality and performance. The striking white light emitted when using Metal Halide lamps creates a natural ambience and delivers vibrant colors. In addition, the high system efficacy of these lamps results in lower energy use and a reduced cost of operating when compared to High Pressure Sodium lamps.

FEATURES & BENEFITS:

- Long Life - Reduces re-lamping and replacement costs
- High lumen output
- Benefits a cleaner environment
- Excellent colour rendering of CRI = 70+ (Coated)
- Excellent colour rendering of CRI = 65+ (Clear)
- Easier integration in existing luminaires
- Dimmable with approved dimming systems
- 1 Year Warranty

AVAILABLE TYPES:

- 175W ED17 & ED28
- 250W ED28 & ET18
- 360W BT37
- 400W ED28, ED37 & ET18
- 1000W BT37 & BT56
- 1500 BT56

APPLICATIONS:

- Commercial: Offices & Hospitals - Ambient Lighting, Task Lighting, etc.
- Retail: Malls, Shopping Centers, Stores, etc.
- Hospitality: Restaurants, Hotels, etc.
- Recreational: Sports Facilities, Gymnasiums, etc.

APPROVALS

ANSI CODE | **M59**

ORDERING INFORMATION:

PART NUMBER	DESCRIPTION	CASE QTY	CASE DIMENSIONS	CASE WEIGHT
FMH400/HOR/ET18	400W ET18 Probe Start Metal Halide Uncoated	24	430 x 290 x 290mm - 16.9 x 11.42 x 11.42 in	6.0kg - 13.23lbs

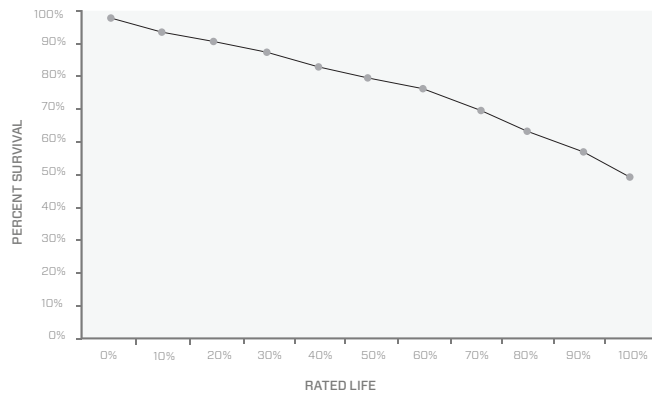
OPERATING SPECIFICATIONS:

PART NUMBER	LAMP WATTS	INITIAL LUMENS [Vertical]	INITIAL LUMENS [Horizontal]	MEAN LUMENS [Vertical]	MEAN LUMENS [Horizontal]
FMH400/HOR/ET18	400W	N/A	33000 lm	N/A	21500 lm

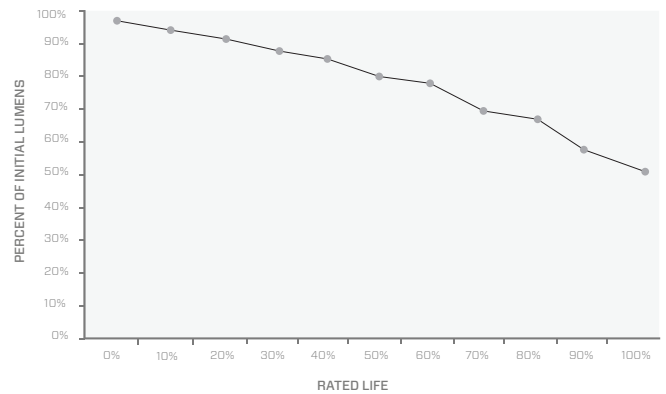
OPERATING SPECIFICATIONS:

PART NUMBER	EFFICACY (LPW)	RATED LIFE (Vertical)	RATED LIFE (Horizontal)	CCT	CRI	WARM UP TIME	Hot Re-Strike Time	Burn Position
FMH400/HOR/ET18	83	N/A	15,000 hrs	4200K	65+	3-5 mins	8-12 mins	HOR ± 15°

2.1 - LIFE EXPECTANCY



2.2 - LUMEN MAINTENANCE



ELECTRICAL SPECIFICATIONS:

PART NUMBER	LAMP WATTS	NOMINAL LAMP OPERATING VOLTAGE	NOMINAL LAMP OPERATING CURRENT	ANSI DESIGNATION	OPERATING FREQUENCY
FMH400/HOR/ET18	400	135V	3.25 A	M59	60Hz

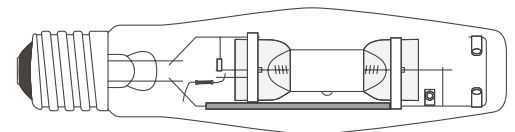
* NOTE: Physical specifications are the same for all colour temperatures

PHYSICAL SPECIFICATIONS:

PART NUMBER	LAMP STYLE	BASE	LUMINAIRE TYPE	MAX. LENGTH (MOL)	LIGHT CENTER LENGTH (LCL)
FMH400/HOR/ET18	ET18	E39	Enclosed	9.65" (245.11mm)	5.71" (145.03 mm)

ARC LENGTH	ARC TUBE MATERIAL	MAX. TEMP (BASE)	MAX. TEMP. (LAMP)
42 mm	Quartz	210°C	400°C

* NOTE: Physical specifications are the same for all colour temperatures



ANSI CODE | M59

