

PART NUMBER:	DATE:
PROJECT #:	TYPE:
PREPARED BY:	

PART NUMBER:

FMH250/U/STD/ED28

250W ED28 Probe Start Metal Halide Lamp

Fusion Metal Halide Probe Start Lamps offer superior light quality and performance. The striking white light emitted when using Metal Halide lamps creates a natural ambience and delivers vibrant colors. In addition, the high system efficacy of these lamps results in lower energy use and a reduced cost of operating when compared to High Pressure Sodium lamps.

FEATURES & BENEFITS:

- Long Life - Reduces re-lamping and replacement costs
- High lumen output
- Benefits a cleaner environment
- Excellent colour rendering of CRI = 70+ (Coated)
- Excellent colour rendering of CRI = 65+ (Clear)
- Easier integration in existing luminaires
- Dimmable with approved dimming systems
- 1 Year Warranty

AVAILABLE TYPES:

- 175W ED17 & ED28
- 250W ED28 & ET18
- 360W BT37
- 400W ED28, ED37 & ET18
- 1000W BT37 & BT56
- 1500 BT56

APPLICATIONS:

- Commercial: Offices & Hospitals - Ambient Lighting, Task Lighting, etc.
- Retail: Malls, Shopping Centers, Stores, etc.
- Hospitality: Restaurants, Hotels, etc.
- Recreational: Sports Facilities, Gymnasiums, etc.

APPROVALS

ANSI CODE | **M58**



KELVIN (CCT):

4200K 842

ORDERING INFORMATION:

PART NUMBER	DESCRIPTION	CASE QTY	CASE DIMENSIONS	CASE WEIGHT
FMH250/U/STD/ED28	250W ED28 Probe Start Metal Halide Uncoated	12	330 x 420 x 265mm - 12.99 x 16.5 x 10.43 in	3.3kg - 7.8lbs

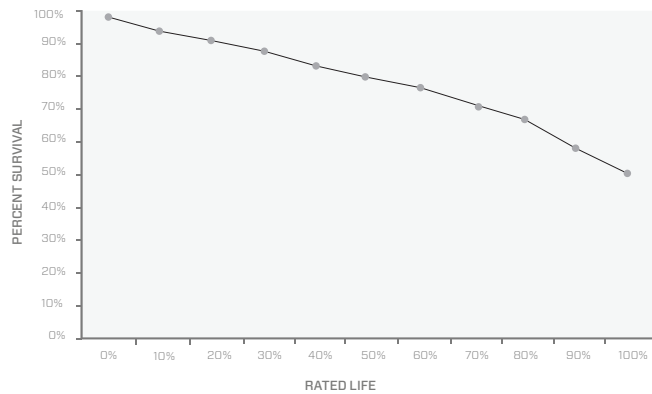
OPERATING SPECIFICATIONS:

PART NUMBER	LAMP WATTS	INITIAL LUMENS [Vertical]	INITIAL LUMENS [Horizontal]	MEAN LUMENS [Vertical]	MEAN LUMENS [Horizontal]
FMH250/U/STD/ED28	250W	22000 lm	20000 lm	17000 lm	13700 lm

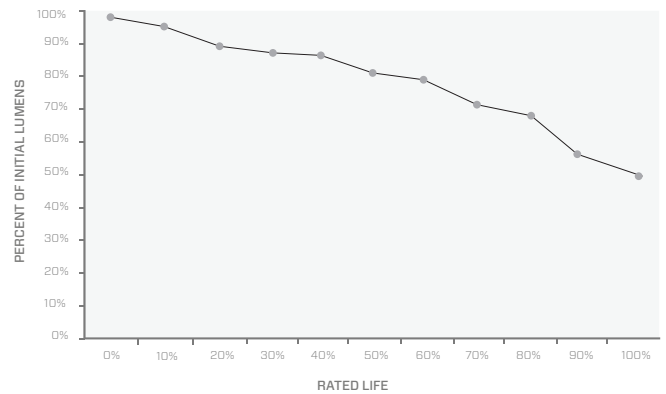
OPERATING SPECIFICATIONS:

PART NUMBER	EFFICACY (LPW)	RATED LIFE (Vertical)	RATED LIFE (Horizontal)	CCT	CRI	WARM UP TIME	Hot Re-Strike Time	Burn Position
FMH250/U/STD/ED28	88	10,000 hrs	7,500 hrs	4200K	65+	3-5 mins	5-10 mins	Universal

2.1 - LIFE EXPECTANCY



2.2 - LUMEN MAINTENANCE



ELECTRICAL SPECIFICATIONS:

PART NUMBER	LAMP WATTS	NOMINAL LAMP OPERATING VOLTAGE	NOMINAL LAMP OPERATING CURRENT	ANSI DESIGNATION	OPERATING FREQUENCY
FMH250/U/STD/ED28	250	133V	2.15 A	M58	60Hz

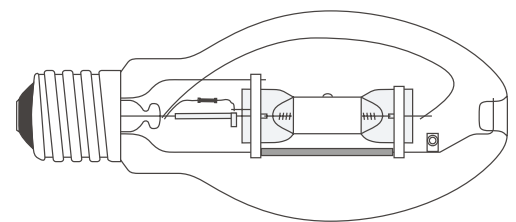
* NOTE: Physical specifications are the same for all colour temperatures

PHYSICAL SPECIFICATIONS:

PART NUMBER	LAMP STYLE	BASE	LUMINAIRE TYPE	MAX. LENGTH (MOL)	LIGHT CENTER LENGTH (LCL)
FMH250/U/STD/ED28	ED28	E39	Enclosed	8.31" (211.074mm)	5" (127mm)

ARC LENGTH	ARC TUBE MATERIAL	MAX. TEMP (BASE)	MAX. TEMP. (LAMP)
33.5 mm	Quartz	210°C	400°C

* NOTE: Physical specifications are the same for all colour temperatures



ANSI CODE | M58

