



KELVIN (CCT):

2000K 820

PART NUMBER:	DATE:
PROJECT #:	TYPE:
PREPARED BY:	

PART NUMBER:

FLU250MOG/ED28

250W ED28 High Pressure Sodium

Fusion High Pressure Sodium Lamps offer an environmentally friendly solution and deliver low operating costs and energy-efficient performance. These lamps are TCLP approved and substantially lower disposal costs and reduce environmental waste.

High pressure sodium lamps are one of the most efficient HID light sources available. The Fusion family of clear high pressure sodium lamps are ideally suited to roadway, area and security lighting applications where high efficiency and long life are preferred but colour rendering is not critical.

FEATURES & BENEFITS:

- Long Life 24,000 hours
- Reduces re-lamping and replacement costs
- High efficacy – 95 Lumens/Watt
- Benefits a cleaner environment
- CCT – 2000K
- CRI 22+
- Easy integration in existing luminaries
- 1 Year Warranty

AVAILABLE TYPES:

- 35W ED17
- 50W ED17
- 70W ED17 & ED23
- 100W ED17 & ED23
- 150W ED17 & ED23
- 200W ED18
- 250W ET18 & ED28
- 400W ET18 & ED28
- 1000W ET25

APPLICATIONS:

- Roadway, area and security lighting applications
- Commercial: Offices, Hospitals, Buildings etc. - area and security lighting applications
- Retail: Malls, Shopping Centers etc. - area and security lighting applications

APPROVALS

ANSI CODE | **S50**



ORDERING INFORMATION:

PART NUMBER	DESCRIPTION	CASE QTY	CASE DIMENSIONS	CASE WEIGHT
FLU250MOG/ED28	250W ED28 High Pressure Sodium	12	330 x 420 x 265 mm - 12.99 x 16.54 x 10.43 in	3.3kg - 7.27lbs

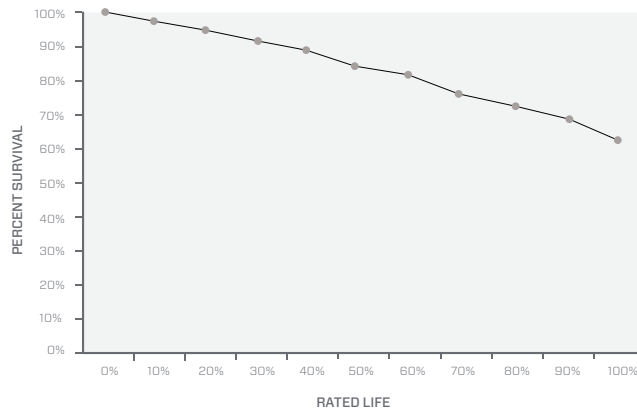
OPERATING SPECIFICATIONS:

PART NUMBER	LAMP WATTS	INITIAL LUMENS	MEAN LUMENS	EFFICACY (LPW)
FLU250MOG/ED28	250W	26000 lm	23400 lm	104

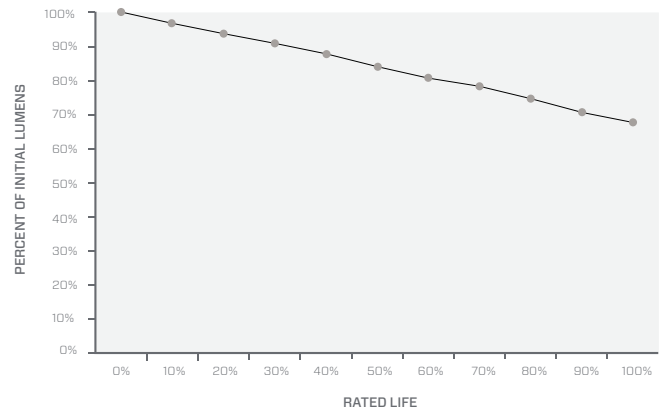
OPERATING SPECIFICATIONS:

PART NUMBER	RATED LIFE	CCT	CRI	WARM UP TIME	Hot Re-Strike Time	Burn Position
FLU250MOG/ED28	24,000 hrs	2000K	22+	< 4.0 mins	< 5.0 mins	Universal

1 - LIFE EXPECTANCY



2 - LUMEN MAINTENANCE



ELECTRICAL SPECIFICATIONS:

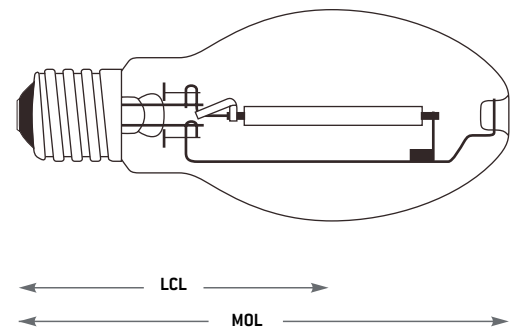
PART NUMBER	LAMP WATTS	NOMINAL LAMP OPERATING VOLTAGE	NOMINAL LAMP OPERATING CURRENT	ANSI DESIGNATION	OPERATING FREQUENCY
FLU250MOG/ED28	250	100.0V	3.00A	S50	60Hz

* NOTE: Physical specifications are the same for all colour temperatures

PHYSICAL SPECIFICATIONS:

PART NUMBER	LAMP STYLE	BASE	LUMINAIRE TYPE	MAX. LENGTH (MOL)	LIGHT CENTER LENGTH (LCL)
FLU250MOG/ED28	ED28	E39	Open/ Enclosed	9.02" (229.11mm)	5.71" (145.03mm)

SOCKET PULSE RATING	ARC TUBE MATERIAL	MAX. TEMP (BASE)	MAX. TEMP. (LAMP)
> 5000KV	Ceramic	210°C	400°C



* NOTE: Physical specifications are the same for all colour temperatures

