


PART NUMBER:	DATE:
PROJECT #:	TYPE:
PREPARED BY:	

PART NUMBER:

# FB432MVE-HE

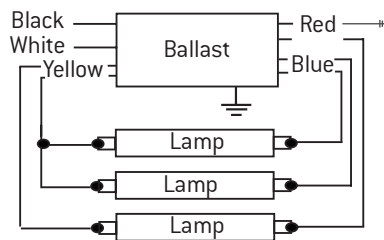
32W 4L T8 Electronic Fluorescent Ballast



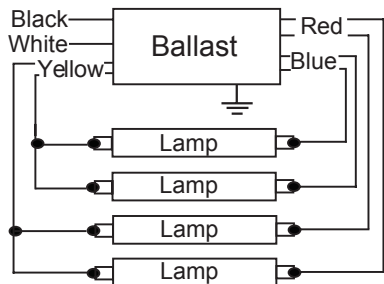
Fusion Electronic Fluorescent Ballasts are designed to perform to the highest standards and conform to and meet all applicable ANSI, FCC, UL & CSA requirements and provide energy efficient fluorescent system solutions for numerous applications and for use in various fixture designs including recessed and surface mounted as well as specialty fixtures. All Fusion electronic ballasts have a 5 year limited warranty providing peace of mind for the user.

**WIRING DIAGRAM:**

**3 Lamp:**



**4 Lamp:**



**FEATURES & BENEFITS:**

- Programmed Start or Instant Start
- 120-277V or 347V input voltage
- Industry standard lightweight and small ballast housings
- Lamp end-of-life protection circuitry
- 5 Year Warranty
- RoHS Compliant
- Meets ANSI Standard C62.41
- Meets FCC Part 18 Class A for EMI/RFI (non-consumer limits)
- cULus Listed (Calls P, Type 1 Outdoor, Type HL)

**APPLICATIONS:**

- **Retail:** Malls, Shopping Centers, Stores, etc.
- **Hospitality:** Restaurants, Hotels, etc.
- **Commercial:** Offices, Show Rooms & Display Areas
- **Education Centers:** Universities, Colleges, Schools, etc.

**APPROVALS**

**RoHS**  
COMPLIANT

**UL**  
LISTED

**FC**

ANSI CODE **C82.11**

ANSI CODE **C62.41**

**ORDERING INFORMATION:**

PART NUMBER	DESCRIPTION	UNIT QTY	CASE QTY	CASE DIMENSIONS	CASE WEIGHT
FB432MVE-HE	Fusion 4L T8 Instant Start Electronic Fluorescent Ballast	1	10	380 x 265 x 95 mm - 14.96 x 10.43 x 3.74 in	7.0kg - 15.43lbs

**PERFORMANCE SPECIFICATIONS:**

PART NUMBER	STARTING METHOD	LAMP CONNECTION TYPE	INPUT VOLTAGE	INPUT FREQUENCY	SOUND RATING	REMOTE MOUNTING DISTANCE
FB432MVE-HE	Instant Start	Parallel	120-277 VAC	50/60Hz	A	18ft Max.



PART NUMBER:

# FB432MVE-HE

32W 4L T8 Electronic Fluorescent Ballast

ELECTRICAL SPECIFICATIONS:

PART NUMBER	DESCRIPTION	LAMP TYPE	METHOD OF STARTING	# OF LAMPS	LAMP WATTS	INPUT WATTS	INPUT VOLTAGE
FB432MVE-HE	FUSION 32W 4L T8 120-277V HIGH EFFIC ELEC BALLAST	F32T8	INSTANT START	4	106	32	120-277 VAC
		F32T8		3	88	32	
		F32T8/ES (30W)		4	101	30	
		F32T8/ES (30W)		3	83	30	
		F32T8/ES (28W)		4	92	28	
		F32T8/ES (28W)		3	76	28	
		F32T8/ES (25W)		4	89	25	
		F32T8/ES (25W)		3	73	25	
		F25T8		4	81	25	
		F25T8		3	67	25	
		F17T8		4	58	17	
		F17T8		3	49	17	

INPUT CURRENT (Amps) @ 120V/277V	INPUT FREQUENCY	BALLAST FACTOR	MAX. THD%	MIN. POWER FACTOR	MAX.LCCF	BEF	MIN. START TEMP
0.88 / 0.37	50/60Hz	0.86	10	0.99	1.6	0.81	0 °F / -18 °C
0.74 / 0.31		0.96	10	0.99	1.6	1.09	
0.85 / 0.36		0.86	10	0.99	1.6	0.85	0 °F / 16 °C
0.70 / 0.30		0.96	10	0.99	1.6	1.16	
0.78 / 0.33		0.86	10	0.99	1.6	0.93	
0.64 / 0.28		0.96	10	0.99	1.6	1.26	
0.75 / 0.32		0.86	10	0.99	1.6	0.97	
0.62 / 0.27		0.96	10	0.99	1.6	1.32	0 °F / -18 °C
0.66 / 0.30		0.88	10	0.99	1.6	1.09	
0.55 / 0.24		0.97	15	0.98	1.6	1.45	0 °F / -18 °C
0.49 / 0.22		0.89	10	0.99	1.6	1.53	
0.40 / 0.18		0.98	15	0.98	1.6	2.00	

PHYSICAL SPECIFICATIONS:

PART NUMBER	LENGTH	WIDTH	HEIGHT	MOUNTING	MAX. CASE TEMP.
FB432MVE-HE	241.0mm - 9.49"	43.8 mm -1.72"	30.0 mm - 1.18"	226.0 mm - 8.89"	70C



ANSI CODE | C62.41

ANSI CODE | C82.11

