



KELVIN (CCT):

- 3000K 830
- 3500K 835
- 4100K 841
- 5000K 850

PART NUMBER:	DATE:
PROJECT #:	TYPE:
PREPARED BY:	

PART NUMBER:

FF32/T8/8**/HLO

32W T8 LINEAR FLUORESCENT LAMPS

Fusion T8 fluorescent lamps provide the efficiency of fluorescent technology in recessed, surface mounted and specialty fixtures. The 24,000 + hour lifetime of these lamps far outlast all standard equivalents, saving you money on replacement labour and maintenance costs. These lamps save up to 75% in energy costs of the equivalent wattage standard lamps, for significant cost savings, and lower maintenance lighting solutions.

FEATURES & BENEFITS:

- Long Life - 24,000 hours
- Save on re-lamping and replacement costs
- High CRI - Excellent colour rendering for improved visual impact
- Wide Range of Colour Temperatures - Light your space to suit your ambience
- Instant Start - No warm-up time, and flicker-free operation
- TCLP Compliant
- High Lumen Output
- Fully Dimmable
- 2 Year Warranty
- Benefits a cleaner environment

AVAILABLE TYPES:

- 15 Watt: FF15/T8 830/835/841/850
- 17 Watt: FF17/T8S 830/835/841/850/865
- 25 Watt: FF25/T8/3FT 830/835/841/850/865
FF25/T8/4FT 830/835/841/850
- 28 Watt: FF28/T8/ES 830/835/841/850
- 32 Watt: FF32/T8 830/835/841/850/865
FF32/T8/HLO 830/835/841/850

APPLICATIONS:

- Commercial: Offices & Hospitals - Ambient Lighting, Task Lighting, etc.
- Retail: Malls, Shopping Centers, Stores etc.
- Hospitality: Restaurants, Hotels, etc.
- Recreational: Sports Facilities, Gymnasiums, etc. - Ambient Lighting
- Industrial: Warehousing, Manufacturing Facilities, etc.

APPROVALS



RoHS
COMPLIANT

ANSI CODE | **S78**

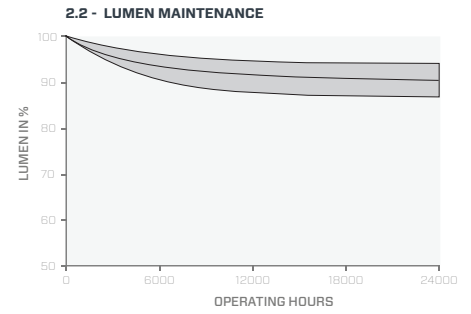
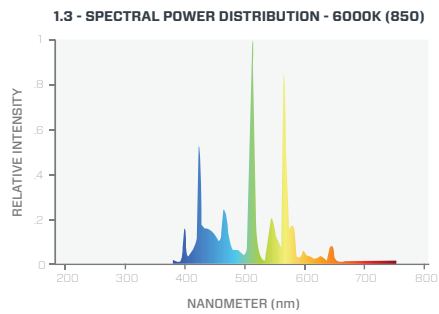
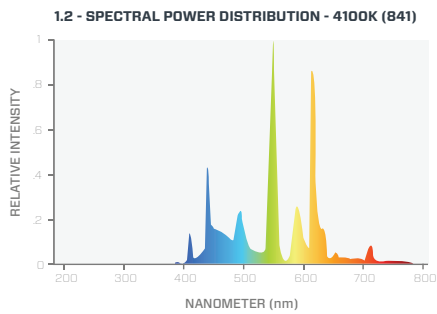
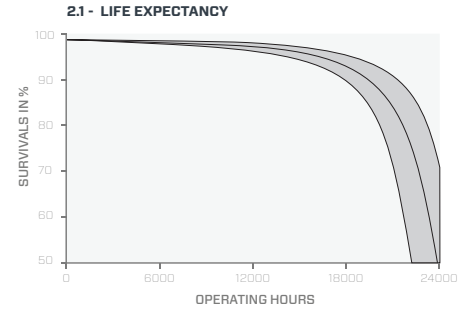
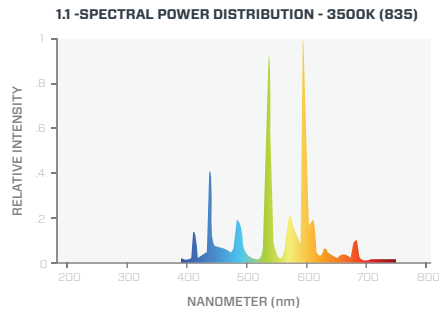
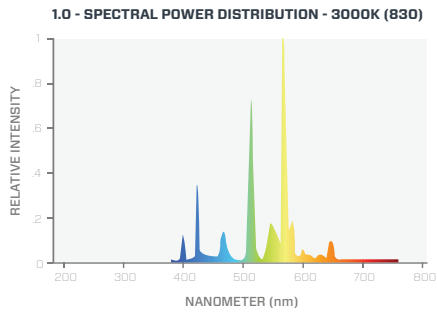
ORDERING INFORMATION:

PART NUMBER	DESCRIPTION	UNIT QTY	CASE QTY	CASE DIMENSIONS	CASE WEIGHT
FF32/T8/830/HLO	32W T8 ES High Lumen Output Fluorescent Tube	1	25	1200 x 155 x 150 mm - 47.2 x 4 x 5.9 in	3.4kg - 7.5lbs
FF32/T8/835/HLO	32W T8 ES High Lumen Output Fluorescent Tube	1	25	1200 x 155 x 150 mm - 47.2 x 4 x 5.9 in	3.4kg - 7.5lbs
FF32/T8/841/HLO	32W T8 ES High Lumen Output Fluorescent Tube	1	25	1200 x 155 x 150 mm - 47.2 x 4 x 5.9 in	3.4kg - 7.5lbs
FF32/T8/850/HLO	32W T8 ES High Lumen Output Fluorescent Tube	1	25	1200 x 155 x 150 mm - 47.2 x 4 x 5.9 in	3.4kg - 7.5lbs

OPERATING SPECIFICATIONS:

PART NUMBER	LAMP WATTS	NOMINAL VOLTAGE	INITIAL LUMENS	MEAN LUMENS	EFFICACY	RATED LIFE (HOURS)	CCT	CRI	WARRANTY
FF32/T8/830/HLO	32W	137 ± -14V	3200 lm	3008 lm	114 lm/W	24,000 hrs	3000K	82+ Ra	2 Years
FF32/T8/835/HLO	32W	137 ± -14V	3200 lm	3008 lm	114 lm/W	24,000 hrs	3500K	82+ Ra	2 Years
FF32/T8/841/HLO	32W	137 ± -14V	3150 lm	2961 lm	113 lm/W	24,000 hrs	4100K	82+ Ra	2 Years
FF32/T8/850/HLO	32W	137 ± -14V	3100 lm	2914lm	111 lm/W	24,000 hrs	5000K	82+ Ra	2 Years

OPERATING SPECIFICATIONS:



ELECTRICAL SPECIFICATIONS:

PART NUMBER	STARTING TYPE	NOMINAL LAMP OPERATING VOLTAGE	NOMINAL LAMP OPERATING CURRENT	OPERATING FREQUENCY	HOT CATHODE RESISTANCE	BALLAST TYPE
FF32/T8/***/HLO	Instant	136 ± 14V	0.27A	60Hz	12 ± 2 Ω	Rapid or Instant

* NOTE: Physical specifications are the same for all colour temperatures

PHYSICAL SPECIFICATIONS:

PART NUMBER	LAMP STYLE	BULB FINISH	BASE	DIAMETER	NOMINAL LENGTH	A	B	C	D	PHOSPHOR
FF32/T8/***/HLO	T8	Coated	G13 (Medium Bi-Pin)	1"	48"	1199 mm - 47.22"	1206 mm - 47.50"	1214 mm - 47.78"	26.0 mm - 1.02"	Tri-Phosphor

* NOTE: Physical specifications are the same for all colour temperatures

