



KELVIN (CCT):

- 3000K
 830
- 3500K
 835
- 4100K
 841
- 5000K
 850

PART NUMBER:	DATE:
PROJECT #:	TYPE:
PREPARED BY:	

PART NUMBER:

FF24H0/T5/8**

24W T5 HO LINEAR FLUORESCENT LAMPS

Fusion T5 fluorescent lamps provide the efficiency of fluorescent technology in recessed, surface mounted and specialty fixtures. The 24,000 + hour** lifetime of these lamps far outlast all standard equivalents, saving you money on replacement labour and maintenance costs. These lamps save up to 75% in energy costs of the equivalent wattage standard lamps, for significant cost savings, and lower maintenance lighting solutions.

FEATURES & BENEFITS:

- Long Life - 24,000+ Hour** lamp life
- Save on re-lamping and replacement costs
- High CRI - Excellent colour rendering for improved visual impact
- Wide Range of Colour Temperatures - Light your space to suit your ambience
- Instant Start - No warm-up time, and flicker-free operation
- TCLP Compliant
- High Lumen Output
- Fully Dimmable
- 2 Year Warranty**
- Benefits a cleaner environment

AVAILABLE TYPES:

- 6 Watt: FF6/T5 841
- 8 Watt: FF8/T5 841
- 13 Watt: FF13/T5 841
- 14 Watt: FF14/T5 830/835/841/850
- 21 Watt: FF21/T5 830/835/841/850/865
- 24 Watt: FF24H0/T5 830/835/841/850
- 28 Watt: FF28T5 830/835/841/850
- 39 Watt: FF39H0/T5 830/835/841/850
- 49 Watt: FF49H0/T5 830/835/841/850
- 54 Watt: FF54H0/T5 830/835/841/850/865

APPROVALS



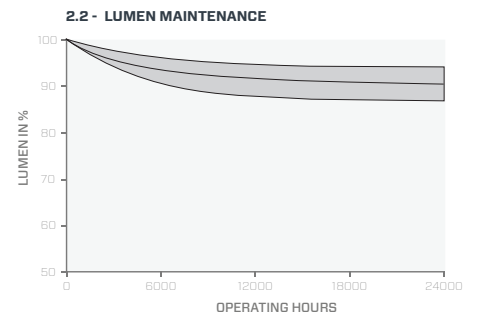
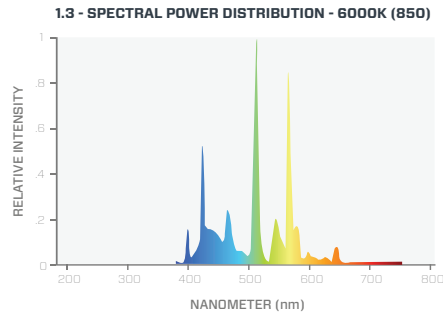
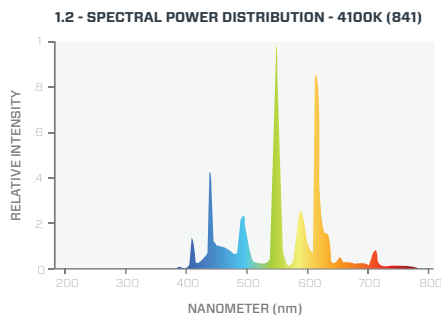
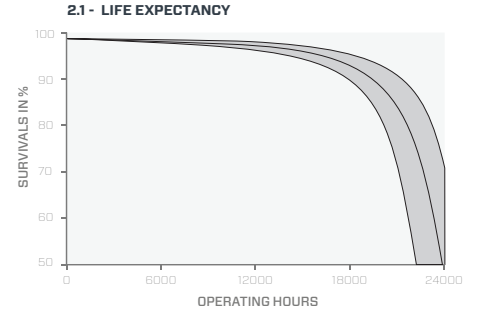
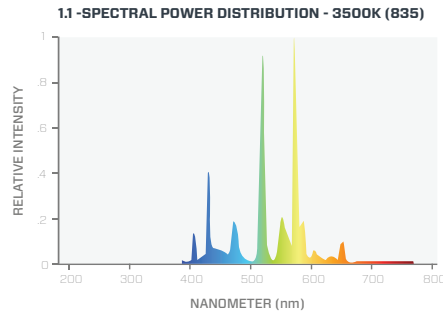
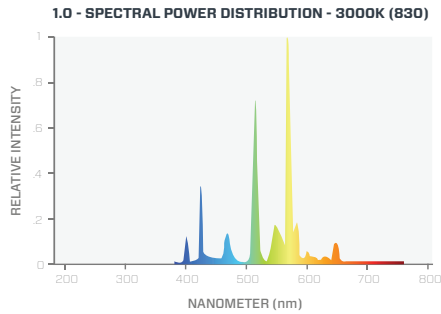
ORDERING INFORMATION:

PART NUMBER	DESCRIPTION	UNIT QTY	CASE QTY	CASE DIMENSIONS	CASE WEIGHT
FF24H0/T5/830	24W T5 HO Fluorescent Tube	1	25	600 x 102 x 102 mm - 35.4 x 4 x 4 in	1.6kg - 3.5lbs
FF24H0/T5/835	24W T5 HO Fluorescent Tube	1	25	600 x 102 x 102 mm - 35.4 x 4 x 4 in	1.6kg - 3.5lbs
FF24H0/T5/841	24W T5 HO Fluorescent Tube	1	25	600 x 102 x 102 mm - 35.4 x 4 x 4 in	1.6kg - 3.5lbs
FF24H0/T5/850	24W T5 HO Fluorescent Tube	1	25	600 x 102 x 102 mm - 35.4 x 4 x 4 in	1.6kg - 3.5lbs

OPERATING SPECIFICATIONS:

PART NUMBER	LAMP WATTS	NOMINAL VOLTAGE	INITIAL LUMENS	MEAN LUMENS	EFFICACY	RATED LIFE (HOURS)	CCT	CRI	WARRANTY
FF24H0/T5/830	24W	75 ± 8V	1750 lm	1645 lm	73 lm/W	24,000 hrs	3000K	82+ Ra	2 Years
FF24H0/T5/835	24W	75 ± 8V	1750 lm	1645 lm	73 lm/W	24,000 hrs	3500K	82+ Ra	2 Years
FF24H0/T5/841	24W	75 ± 8V	1750 lm	1645 lm	73 lm/W	24,000 hrs	4100K	82+ Ra	2 Years
FF24H0/T5/850	24W	75 ± 8V	1650 lm	1551 lm	69 lm/W	24,000 hrs	5000K	82+ Ra	2 Years

OPERATING SPECIFICATIONS:



ELECTRICAL SPECIFICATIONS:

PART NUMBER	STARTING TYPE	NOMINAL LAMP OPERATING VOLTAGE	NOMINAL LAMP OPERATING CURRENT	OPERATING FREQUENCY	HOT CATHODE RESISTANCE	BALLAST TYPE
FF24/H0/T5/8**	Instant	75 ± 8V	0.30 A	60Hz	12 ± 3 Ω	Rapid Start

* NOTE: Physical specifications are the same for all colour temperatures

PHYSICAL SPECIFICATIONS:

PART NUMBER	LAMP STYLE	BULB FINISH	BASE	DIAMETER	NOMINAL LENGTH	A	B	C	D	PHOSPHOR
FF24/H0/T5/8**	T5	Coated	G5 (Min. Bi-Pin)	5/8"	22"	549 mm - 21.6"	556.1 mm - 21.89"	563.2 mm - 22.17"	47.0 mm - 0.67"	Tri-Phosphor

* NOTE: Physical specifications are the same for all colour temperatures

