

| | |
|--------------|-------|
| PART NUMBER: | DATE: |
| PROJECT #: | TYPE: |
| PREPARED BY: | |

PART NUMBER:

FFC6T9/8**

20W T9 Circline Lamp

Fusion T9 Circline Fluorescent Lamps provide the efficiency of fluorescent technology in recessed, surface mounted and specialty fixtures. The 12,000 + hour lifetime of these lamps far outlast all standard equivalents, saving you money on replacement labour and maintenance costs. These lamps save up to 75% in energy costs of the equivalent wattage standard lamps, for significant cost savings, and lower maintenance lighting solutions.



FEATURES & BENEFITS:

- Long Life – 12,000+ Hour lamp life
- Save on re-lamping and replacement costs
- High CRI - Excellent colour rendering for improved visual impact
- Wide Range of Colour Temperatures - Light your space to suit your ambience
- Instant Start - No warm-up time, and flicker-free operation
- TCLP Compliant
- High Lumen Output
- Fully Dimmable
- 2 Year Warranty
- Benefits a cleaner environment

AVAILABLE TYPES:

- 20W FFC6T9 830/835
- 22W FFC6T9 830/835
- 32W FFC6T9 830/835
- 40W FFC6T9 830/835

APPLICATIONS:

- Commercial: Offices & Hospitals – Ambient Lighting, Recessed Lighting, etc.
- Retail: Malls, Shopping Centers, Stores, etc.
- Hospitality: Restaurants, Hotels, etc.
- Recreational: Sports Facilities, Gymnasiums, etc. - Recessed Lighting

KELVIN (CCT):

- 3500K** 835
- 4100K** 841

APPROVALS



ORDERING INFORMATION:

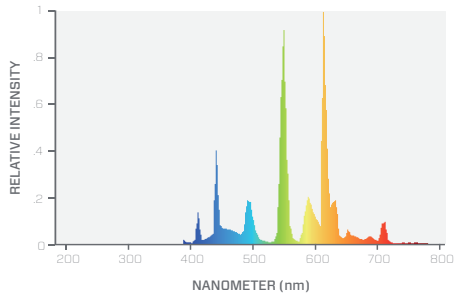
| PART NUMBER | DESCRIPTION | CASE QTY | CASE DIMENSIONS | CASE WEIGHT |
|-------------|----------------------|----------|--|----------------|
| FFC6T9/835 | 20W T9 Circline Lamp | 12 | 184 x 184 x 432 mm - 7.25 x 7.25 x 17 in | 1.6kg - 3.6lbs |
| FFC6T9/841 | 20W T9 Circline Lamp | 12 | 184 x 184 x 432 mm - 7.25 x 7.25 x 17 in | 1.6kg - 3.6lbs |

OPERATING SPECIFICATIONS:

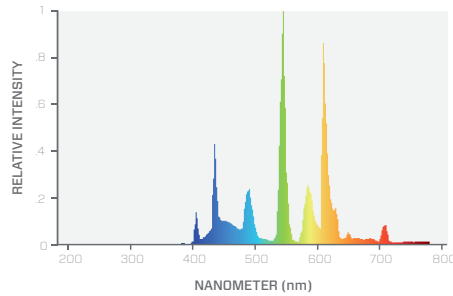
| PART NUMBER | LAMP WATTS | NOMINAL VOLTAGE | INITIAL LUMENS | MEAN LUMENS | EFFICACY | RATED LIFE (HOURS) | CCT | CRI | WARRANTY |
|-------------|------------|-----------------|----------------|-------------|----------|--------------------|-------|--------|----------|
| FFC6T9/835 | 20W | 48V | 890 lm | 757 lm | 45 lm/W | 12,000 hrs | 3500K | 82+ Ra | 1 Year |
| FFC6T9/841 | 20W | 48V | 930 lm | 791 lm | 47 lm/W | 12,000 hrs | 4100K | 82+ Ra | 1 Year |

OPERATING SPECIFICATIONS:

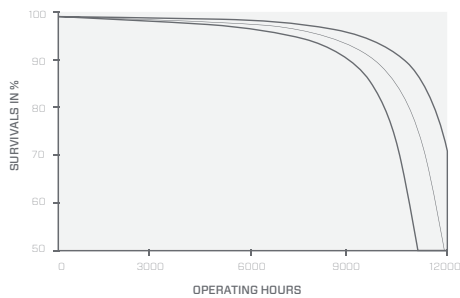
1.1 - SPECTRAL POWER DISTRIBUTION - 3500K (835)



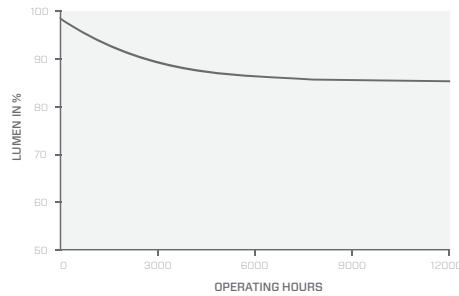
1.2 - SPECTRAL POWER DISTRIBUTION - 4100K (841)



2.1 - LIFE EXPECTANCY



2.2 - LUMEN MAINTENANCE



ELECTRICAL SPECIFICATIONS:

| PART NUMBER | STARTING TYPE | NOMINAL LAMP OPERATING VOLTAGE | NOMINAL LAMP OPERATING CURRENT | OPERATING FREQUENCY | HOT CATHODE RESISTANCE | BALLAST TYPE |
|-------------|---------------|--------------------------------|--------------------------------|---------------------|------------------------|------------------------|
| FFC6T9/835 | Instant | 48V | 0.46 A | 60Hz | 50 ± 12.5 Ω | Programmed Rapid Start |
| FFC6T9/841 | Instant | 48V | 0.46 A | 60Hz | 50 ± 12.5 Ω | Programmed Rapid Start |

PHYSICAL SPECIFICATIONS:

| PART NUMBER | LAMP STYLE | BASE | PHOSPHOR |
|-------------|-------------|------|--------------|
| FFC6T9/8** | T9 Circline | G10Q | Tri-Phosphor |

| LAMP DIAMETER | D _i | D _o | Ø _{tube} |
|--------------------|------------------|------------------|--------------------|
| 28.575 mm - 1.125" | 107.5 mm - 4.25" | 165.8 mm - 6.55" | 28.575 mm - 1.125" |

* NOTE: Physical specifications are the same for all colour temperatures

