

PART NUMBER:	DATE:
PROJECT #:	TYPE:
PREPARED BY:	

PART NUMBER:

FFC16T9/8**

40W T9 Circline Lamp

Fusion T9 Circline Fluorescent Lamps provide the efficiency of fluorescent technology in recessed, surface mounted and specialty fixtures. The 12,000 + hour lifetime of these lamps far outlast all standard equivalents, saving you money on replacement labour and maintenance costs. These lamps save up to 75% in energy costs of the equivalent wattage standard lamps, for significant cost savings, and lower maintenance lighting solutions.



FEATURES & BENEFITS:

- Long Life – 12,000+ Hour lamp life
- Save on re-lamping and replacement costs
- High CRI - Excellent colour rendering for improved visual impact
- Wide Range of Colour Temperatures - Light your space to suit your ambience
- Instant Start - No warm-up time, and flicker-free operation
- TCLP Compliant
- High Lumen Output
- Fully Dimmable
- 1 Year Warranty
- Benefits a cleaner environment

AVAILABLE TYPES:

- 20W FFC6T9 830/835
- 22W FFC6T9 830/835
- 32W FFC6T9 830/835
- 40W FFC6T9 830/835

APPLICATIONS:

- Commercial: Offices & Hospitals – Ambient Lighting, Recessed Lighting, etc.
- Retail: Malls, Shopping Centers, Stores, etc.
- Hospitality: Restaurants, Hotels, etc.
- Recreational: Sports Facilities, Gymnasiums, etc. - Recessed Lighting

APPROVALS



KELVIN (CCT):

- 3500K** 835
- 4100K** 841

ORDERING INFORMATION:

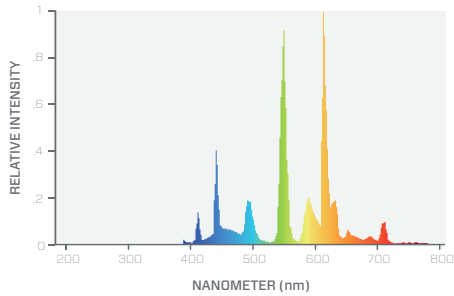
PART NUMBER	DESCRIPTION	CASE QTY	CASE DIMENSIONS	CASE WEIGHT
FFC16T9/835	40W T9 Circline Lamp	12	425.5 x 425.5 x 432 mm - 16.75 x 16.75 x 17 in	5.5kg - 12.0lbs
FFC16T9/841	40W T9 Circline Lamp	12	425.5 x 425.5 x 432 mm - 16.75 x 16.75 x 17 in	5.5kg - 12.0lbs

OPERATING SPECIFICATIONS:

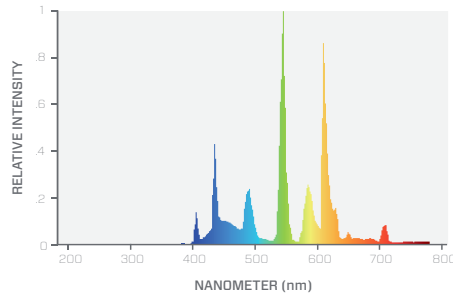
PART NUMBER	LAMP WATTS	NOMINAL VOLTAGE	INITIAL LUMENS	MEAN LUMENS	EFFICACY	RATED LIFE (HOURS)	CCT	CRI	WARRANTY
FFC16T9/835	40W	115V	3200 lm	2720 lm	80 lm/W	12,000 hrs	3500K	82+ Ra	1 Year
FFC16T9/841	40W	115V	3300 lm	2805 lm	83 lm/W	12,000 hrs	4100K	82+ Ra	1 Year

OPERATING SPECIFICATIONS:

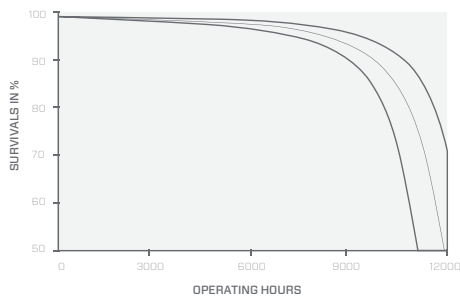
1.1 - SPECTRAL POWER DISTRIBUTION - 3500K (835)



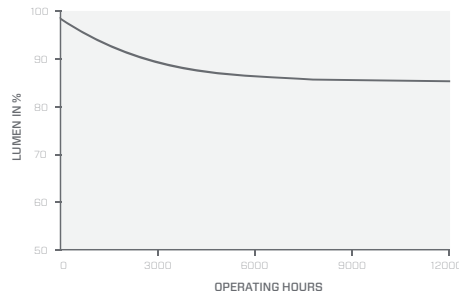
1.2 - SPECTRAL POWER DISTRIBUTION - 4100K (841)



2.1 - LIFE EXPECTANCY



2.2 - LUMEN MAINTENANCE



ELECTRICAL SPECIFICATIONS:

PART NUMBER	STARTING TYPE	NOMINAL LAMP OPERATING VOLTAGE	NOMINAL LAMP OPERATING CURRENT	OPERATING FREQUENCY	HOT CATHODE RESISTANCE	BALLAST TYPE
FFC16T9/835	Instant	115V	0.42 A	60Hz	50 ± 12.5 Ω	Programmed Rapid Start
FFC16T9/841	Instant	115V	0.42 A	60Hz	50 ± 12.5 Ω	Programmed Rapid Start

PHYSICAL SPECIFICATIONS:

PART NUMBER	LAMP STYLE	BASE	PHOSPHOR
FFC16T9/8**	T9 Circline	G10Q	Tri-Phosphor

LAMP DIAMETER	D _i	D _o	Ø _{tube}
28.575 mm - 1.125"	347.5 mm - 13.625"	403.5 mm - 15.875"	28.575 mm - 1.125"

* NOTE: Physical specifications are the same for all colour temperatures

