



**KELVIN (CCT):**

- 3000K 830
- 3500K 835
- 4100K 841
- 5000K 850

PART NUMBER:	DATE:
PROJECT #:	TYPE:
PREPARED BY:	

**PART NUMBER:**

# FF28/T8/8\*\*/ES/LL

## 28W T8 LONG LIFE LINEAR FLUORESCENT

Fusion T8 Long Life fluorescent lamps provide the efficiency of fluorescent technology in recessed, surface mounted and specialty fixtures. The 42,000 + hour lifetime of these lamps far outlast all standard equivalents, saving you money on replacement labour and maintenance costs. These lamps save up to 75% in energy costs of the equivalent wattage standard lamps, for significant cost saving, and lower maintenance lighting solutions.

**FEATURES & BENEFITS:**

- Long Life - 42,000 + hour lamp life
- Save on re-lamping and replacement costs
- High CRI - Excellent colour rendering for improved visual impact
- Wide Range of Colour Temperatures - Light your space to suit your ambience
- Instant Start - No warm-up time, and flicker-free operation
- TCLP Compliant
- High Lumen Output
- Fully Dimmable
- 2 Year Warranty
- Benefits a cleaner environment

**AVAILABLE TYPES:**

- 32 Watt: FF32/T8 830/835/841/850/865
- 28 Watt: FF28/T8/ES 830/835/841/850
- 25 Watt: FF25/T8/4FT 830/835/841/850

**APPLICATIONS:**

- Commercial: Offices - Ambient Lighting, Task Lighting, etc.
- Retail: Malls, Shopping Centers, Stores, etc.
- Hospitality: Restaurants, Hotels, etc.
- Recreational: Accent Lighting, Ambient Lighting, etc.
- Industrial: Warehouses, Manufacturing Facilities & Factories, etc.

**APPROVALS**



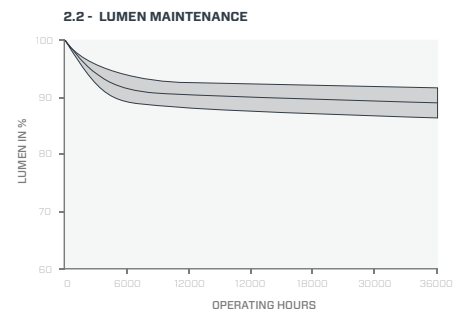
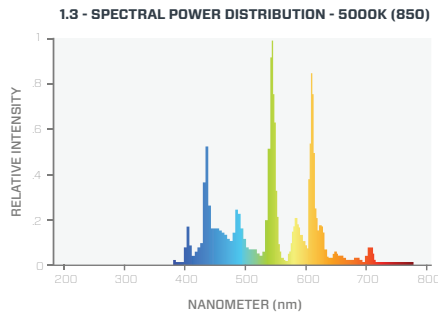
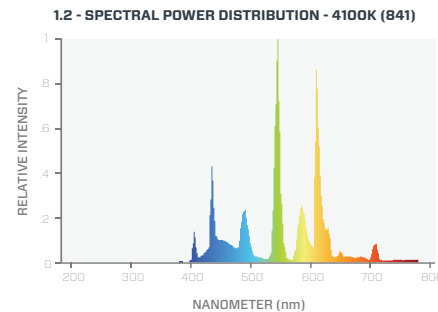
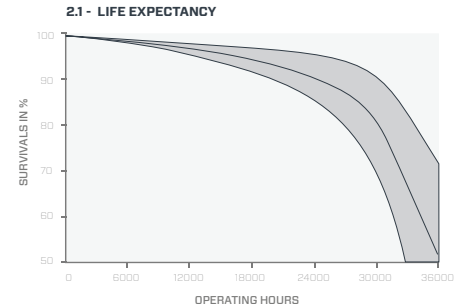
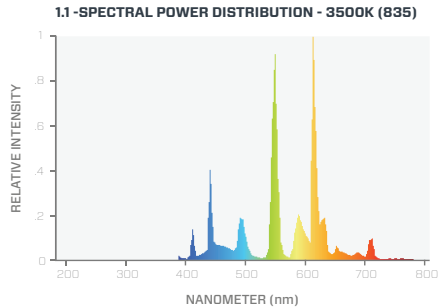
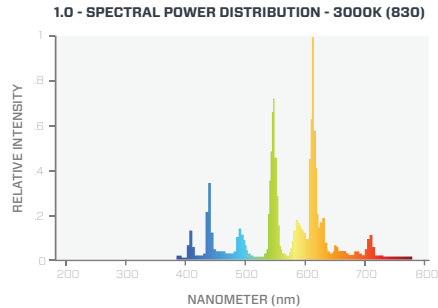
**ORDERING INFORMATION:**

PART NUMBER	DESCRIPTION	UNIT QTY	CASE QTY	CASE DIMENSIONS	CASE WEIGHT
FF28/T8/830/ES/LL	28W T8 Fluorescent Tube	1	25	1200 x 155 x 150 mm - 47.2 x 4 x 5.9 in	3.4kg - 7.5lbs
FF28/T8/835/ES/LL	28W T8 Fluorescent Tube	1	25	1200 x 155 x 150 mm - 47.2 x 4 x 5.9 in	3.4kg - 7.5lbs
FF28/T8/841/ES/LL	28W T8 Fluorescent Tube	1	25	1200 x 155 x 150 mm - 47.2 x 4 x 5.9 in	3.4kg - 7.5lbs
FF28/T8/850/ES/LL	28W T8 Fluorescent Tube	1	25	1200 x 155 x 150 mm - 47.2 x 4 x 5.9 in	3.4kg - 7.5lbs

**OPERATING SPECIFICATIONS:**

PART NUMBER	LAMP WATTS	NOMINAL VOLTAGE	INITIAL LUMENS	MEAN LUMENS	EFFICACY	RATED LIFE (HOURS)	CCT	CRI	WARRANTY
FF28/T8/830/ES/LL	28W	119 ± 12V	2,725 lm	2,560 lm	97 lm/W	42,000 hrs	3000K	82+ Ra	2 Years
FF28/T8/835/ES/LL	28W	119 ± 12V	2,700 lm	2,530 lm	96 lm/W	42,000 hrs	3500K	82+ Ra	2 Years
FF28/T8/841/ES/LL	28W	119 ± 12V	2,700 lm	2,530 lm	96 lm/W	42,000 hrs	4100K	82+ Ra	2 Years
FF28/T8/850/ES/LL	28W	119 ± 12V	2,650 lm	2,490 lm	95 lm/W	42,000 hrs	5000K	82+ Ra	2 Years

OPERATING SPECIFICATIONS:



ELECTRICAL SPECIFICATIONS:

PART NUMBER	STARTING TYPE	NOMINAL LAMP OPERATING VOLTAGE	NOMINAL LAMP OPERATING CURRENT	OPERATING FREQUENCY	HOT CATHODE RESISTANCE	BALLAST TYPE
FF28/T8/8**/ES/LL	Instant	119 ± 12V	0.27 A	60Hz	12 ± 2 Ω	Rapid or Instant

\* NOTE: Physical specifications are the same for all colour temperatures

PHYSICAL SPECIFICATIONS:

PART NUMBER	LAMP STYLE	BULB FINISH	BASE	DIAMETER	NOMINAL LENGTH	A	B	C	D	PHOSPHOR
FF28/T8/8**/ES/LL	T8	Coated	G13 (Medium Bi-Pin)	1"	48"	1199 mm - 47.22"	1206 mm - 47.50"	1214 mm - 47.78"	26.0 mm - 1.02"	Tri-Phoshor

\* NOTE: Physical specifications are the same for all colour temperatures

