



KELVIN (CCT):

- 3000K 830
- 3500K 835
- 4100K 841
- 5000K 850

| | |
|--------------|-------|
| PART NUMBER: | DATE: |
| PROJECT #: | TYPE: |
| PREPARED BY: | |

PART NUMBER:

FF25/T8/8**/4FT/LL

25W T8 LONG LIFE LINEAR FLUORESCENT

Fusion T8 Long Life fluorescent lamps provide the efficiency of fluorescent technology in recessed, surface mounted and specialty fixtures. The 42,000 + hour lifetime of these lamps far outlast all standard equivalents, saving you money on replacement labour and maintenance costs. These lamps save up to 75% in energy costs of the equivalent wattage standard lamps, for significant cost saving, and lower maintenance lighting solutions.

FEATURES & BENEFITS:

- Long Life - 42,000 + hour lamp life
- Save on re-lamping and replacement costs
- High CRI - Excellent colour rendering for improved visual impact
- Wide Range of Colour Temperatures - Light your space to suit your ambience
- Instant Start - No warm-up time, and flicker-free operation
- TCLP Compliant
- High Lumen Output
- Fully Dimmable
- 2 Year Warranty
- Benefits a cleaner environment

AVAILABLE TYPES:

- 32 Watt: FF32/T8 830/835/841/850/865
- 28 Watt: FF28/T8/ES 830/835/841/850
- 25 Watt: FF25/T8/4FT 830/835/841/850

APPLICATIONS:

- Commercial: Offices - Ambient Lighting, Task Lighting, etc.
- Retail: Malls, Shopping Centers, Stores, etc.
- Hospitality: Restaurants, Hotels, etc.
- Recreational: Accent Lighting, Ambient Lighting, etc.
- Industrial: Warehouses, Manufacturing Facilities & Factories, etc.

APPROVALS



ORDERING INFORMATION:

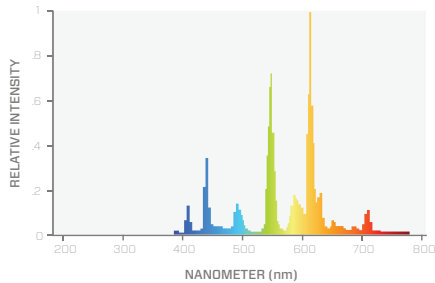
| PART NUMBER | DESCRIPTION | UNIT QTY | CASE QTY | CASE DIMENSIONS | CASE WEIGHT |
|--------------------|-----------------------------------|----------|----------|---|----------------|
| FF25/T8/830/4FT/LL | 25W T8 Long Life Fluorescent Tube | 1 | 25 | 1200 x 155 x 150 mm - 47.2 x 4 x 5.9 in | 3.4kg - 7.5lbs |
| FF25/T8/835/4FT/LL | 25W T8 Long Life Fluorescent Tube | 1 | 25 | 1200 x 155 x 150 mm - 47.2 x 4 x 5.9 in | 3.4kg - 7.5lbs |
| FF25/T8/841/4FT/LL | 25W T8 Long Life Fluorescent Tube | 1 | 25 | 1200 x 155 x 150 mm - 47.2 x 4 x 5.9 in | 3.4kg - 7.5lbs |
| FF25/T8/850/4FT/LL | 25W T8 Long Life Fluorescent Tube | 1 | 25 | 1200 x 155 x 150 mm - 47.2 x 4 x 5.9 in | 3.4kg - 7.5lbs |

OPERATING SPECIFICATIONS:

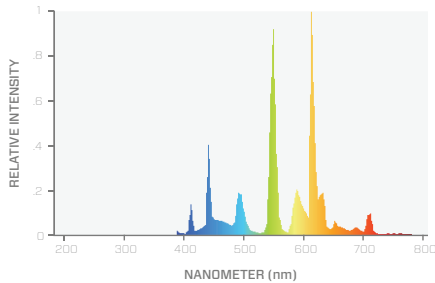
| PART NUMBER | LAMP WATTS | NOMINAL VOLTAGE | INITIAL LUMENS | MEAN LUMENS | EFFICACY | RATED LIFE (HOURS) | CCT | CRI | WARRANTY |
|--------------------|------------|-----------------|----------------|-------------|----------|--------------------|-------|--------|----------|
| FF25/T8/830/4FT/LL | 25W | 109 ± 11V | 2,500 lm | 2,350 lm | 100 lm/W | 42,000 hrs | 3000K | 82+ Ra | 2 Years |
| FF25/T8/835/4FT/LL | 25W | 109 ± 11V | 2,450 lm | 2,300 lm | 98 lm/W | 42,000 hrs | 3500K | 82+ Ra | 2 Years |
| FF25/T8/841/4FT/LL | 25W | 109 ± 11V | 2,450 lm | 2,300 lm | 98 lm/W | 42,000 hrs | 4100K | 82+ Ra | 2 Years |
| FF25/T8/850/4FT/LL | 25W | 109 ± 11V | 2,400 lm | 2,255 lm | 96 lm/W | 42,000 hrs | 5000K | 82+ Ra | 2 Years |

OPERATING SPECIFICATIONS:

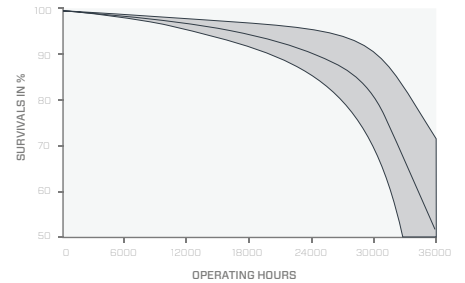
1.0 - SPECTRAL POWER DISTRIBUTION - 3000K (830)



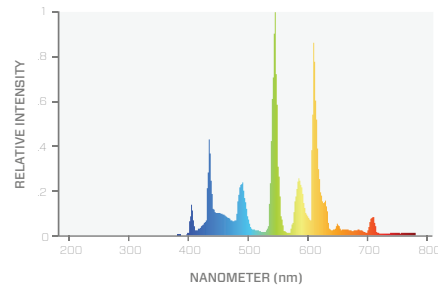
1.1 - SPECTRAL POWER DISTRIBUTION - 3500K (835)



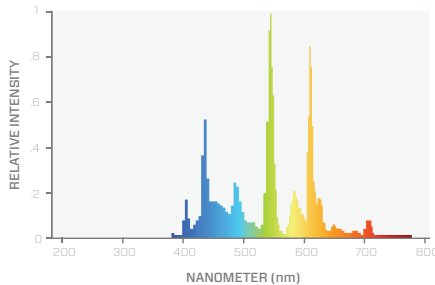
2.1 - LIFE EXPECTANCY



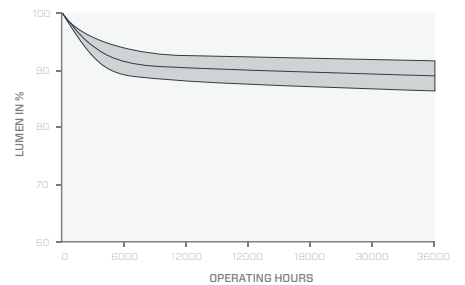
1.2 - SPECTRAL POWER DISTRIBUTION - 4100K (841)



1.3 - SPECTRAL POWER DISTRIBUTION - 5000K (850)



2.2 - LUMEN MAINTENANCE



ELECTRICAL SPECIFICATIONS:

| PART NUMBER | STARTING TYPE | NOMINAL LAMP OPERATING VOLTAGE | NOMINAL LAMP OPERATING CURRENT | OPERATING FREQUENCY | HOT CATHODE RESISTANCE | BALLAST TYPE |
|--------------------|---------------|--------------------------------|--------------------------------|---------------------|------------------------|------------------|
| FF25/T8/8**/4FT/LL | Instant | 109 ± 11V | 0.28 A | 60Hz | 12 ± 2 Ω | Rapid or Instant |

* NOTE: Physical specifications are the same for all colour temperatures

PHYSICAL SPECIFICATIONS:

| PART NUMBER | LAMP STYLE | BULB FINISH | BASE | DIAMETER | NOMINAL LENGTH | A | B | C | D | PHOSPHOR |
|--------------------|------------|-------------|---------------------|----------|----------------|------------------|------------------|------------------|-----------------|-------------|
| FF25/T8/8**/4FT/LL | T8 | Coated | G13 (Medium Bi-Pin) | 1" | 48" | 1199 mm - 47.22" | 1206 mm - 47.50" | 1214 mm - 47.78" | 26.0 mm - 1.02" | Tri-Phoshor |

* NOTE: Physical specifications are the same for all colour temperatures

