



PART NUMBER:	DATE:
PROJECT #:	TYPE:
PREPARED BY:	

PART NUMBER:

FCF9TT/8**/2P

9W 2 PIN Single Twin Compact Fluorescent Lamp

Fusion CFL Compact Fluorescent lamps provide the efficiency of fluorescent technology in recessed, surface mounted and specialty fixtures. The 8,000 + hour lifetime of these lamps outlast all standard equivalents, saving you money on replacement labour and maintenance costs. These lamps save up to 75% in energy costs of the equivalent wattage standard lamps, for significant cost savings, and lower maintenance lighting solutions.

FEATURES & BENEFITS:

- Long Life - 10,000 hour lamp life
- Save on re-lamping and replacement costs
- High CRI - Excellent colour rendering for improved visual impact
- Wide Range of Colour Temperatures - Light your space to suit your ambience
- Instant Start - No warm-up time, and flicker-free operation
- TCLP Compliant
- High Lumen Output
- Fully Dimmable
- 1 Year Warranty
- Benefits a cleaner environment

AVAILABLE TYPES:

- 5 Watt: FCF5TT8**/2P 827/841
- 7 Watt: FCF7TT8**/2P 827/830/835/841
- 9 Watt: FCF9TT8**/2P 827/830/835/841
- 13 Watt: FCF13TT8**/2P 827/830/835/841

APPLICATIONS:

- Commercial: Offices & Hospitals - Ambient Lighting, Task Lighting, etc.
- Retail: Malls, Shopping Centers, Stores, etc.
- Hospitality: Restaurants, Hotels, etc.
- Recreational: Sports Facilities, Gymnasiums, etc.
- Industrial: Warehousing, Manufacturing Facilities, etc.

APPROVALS

RoHS
COMPLIANT

ANSI
CODE | **S78**



KELVIN (CCT):

2700K	827
3000K	830
3500K	835
4100K	841

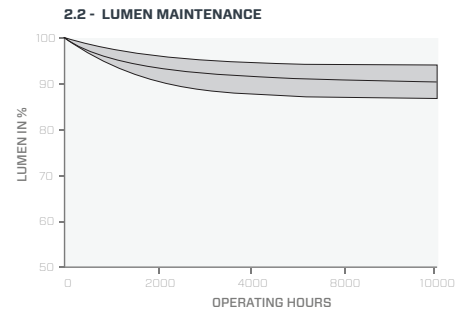
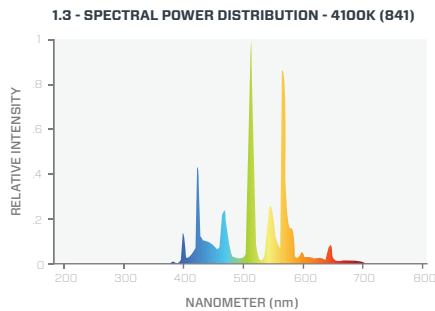
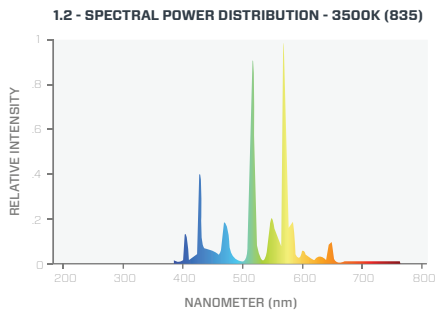
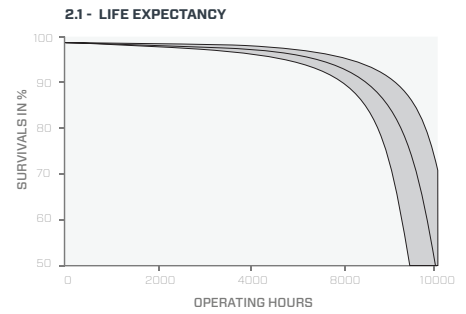
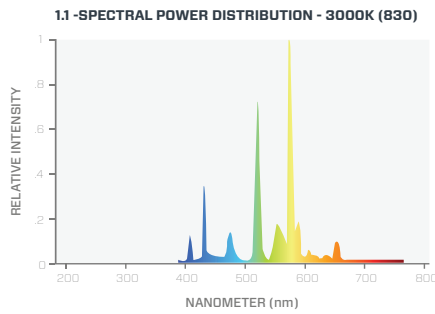
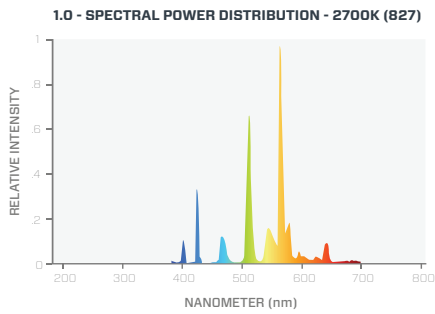
ORDERING INFORMATION:

PART NUMBER	DESCRIPTION	CASE QTY	CASE DIMENSIONS	CASE WEIGHT
FCF9TT827/2P	9W 2P Single Twin Tube CFL Lamp	50	380 x 180 x 170 mm - 14.96 x 5.9 x 6.69 in	2.8kg - 6.15lbs
FCF9TT830/2P	9W 2P Single Twin Tube CFL Lamp	50	381 x 130 x 210 mm - 14.96 x 5.12 x 8.3 in	2.8kg - 6.15lbs
FCF9TT835/2P	9W 2P Single Twin Tube CFL Lamp	50	382 x 130 x 210 mm - 14.96 x 5.12 x 8.3 in	2.8kg - 6.15lbs
FCF9TT841/2P	9W 2P Single Twin Tube CFL Lamp	50	383 x 130 x 210 mm - 14.96 x 5.12 x 8.3 in	2.8kg - 6.15lbs

OPERATING SPECIFICATIONS:

PART NUMBER	LAMP WATTS	NOMINAL VOLTAGE	INITIAL LUMENS	MEAN LUMENS	EFFICACY	RATED LIFE (HOURS)	CCT	CRI	WARRANTY
FCF9TT827/2P	9W	60 ± 6V	600 lm	540 lm	67 lm/W	10,000 hrs	2700K	82+ Ra	1 Year
FCF9TT830/2P	9W	60 ± 6V	600 lm	540 lm	67 lm/W	10,000 hrs	3000K	82+ Ra	1 Year
FCF9TT835/2P	9W	60 ± 6V	600 lm	540 lm	67 lm/W	10,000 hrs	3500K	82+ Ra	1 Year
FCF9TT841/2P	9W	60 ± 6V	600 lm	540 lm	67 lm/W	10,000 hrs	4100K	82+ Ra	1 Year

OPERATING SPECIFICATIONS:



ELECTRICAL SPECIFICATIONS:

PART NUMBER	STARTING TYPE	NOMINAL LAMP OPERATING VOLTAGE	NOMINAL LAMP OPERATING CURRENT	OPERATING FREQUENCY	HOT CATHODE RESISTANCE	BALLAST TYPE
FCF9TT8**/2P	Instant	60 ± 6V	0.17 A	60Hz	50 ± 12.5 Ω	Rapid Start

* NOTE: Electrical specifications are the same for all colour temperatures

PHYSICAL SPECIFICATIONS:

PART NUMBER	LAMP STYLE	BASE	SOCKET	PHOSPHOR
FCF9TT8**/2P	PL	Ceramic	G23	Tri-Phosphor

A	B	C	D	DIA (Ø)
26.5 mm - 1.04"	12.0 mm - 0.47"	140.0 mm - 4.3"	163.0 mm - 6.42"	12.0 mm - 0.47"

* NOTE: Physical specifications are the same for all colour temperatures

