



PART NUMBER:	DATE:
PROJECT #:	TYPE:
PREPARED BY:	

PART NUMBER:

FCF42TTT/8**/4P

42W 4 PIN Triple Twin Compact Fluorescent Lamp

Fusion CFL Compact Fluorescent lamps provide the efficiency of fluorescent technology in recessed, surface mounted and specialty fixtures. The 10,000 + hour lifetime of these lamps outlast all standard equivalents, saving you money on replacement labour and maintenance costs. These lamps save up to 75% in energy costs of the equivalent wattage standard lamps, for significant cost savings, and lower maintenance lighting solutions.

FEATURES & BENEFITS:

- Long Life - 10,000 hour lamp life
- Save on re-lamping and replacement costs
- High CRI - Excellent colour rendering for improved visual impact
- Wide Range of Colour Temperatures - Light your space to suit your ambience
- Instant Start - No warm-up time, and flicker-free operation
- TCLP Compliant
- High Lumen Output
- Fully Dimmable
- 1 Year Warranty
- Benefits a cleaner environment

AVAILABLE TYPES:

- 18 Watt: FCF18TTT8**/4P 830/835/841/850
- 26 Watt: FCF26TTT8**/4P 830/835/841/850
- 32 Watt: FCF32TTT8**/4P 830/835/841/850
- 42 Watt: FCF42TTT8**/4P 830/835/841/850

APPLICATIONS:

- Commercial: Offices & Hospitals - Ambient Lighting, Task Lighting, etc.
- Retail: Malls, Shopping Centers, Stores, etc.
- Hospitality: Restaurants, Hotels, etc.
- Recreational: Sports Facilities, Gymnasiums, etc.
- Industrial: Warehousing, Manufacturing Facilities, etc.

APPROVALS

RoHS
COMPLIANT

ANSI
CODE | **S78**



KELVIN (CCT):

- 3000K** 830
- 3500K** 835
- 4100K** 841
- 5000K** 850

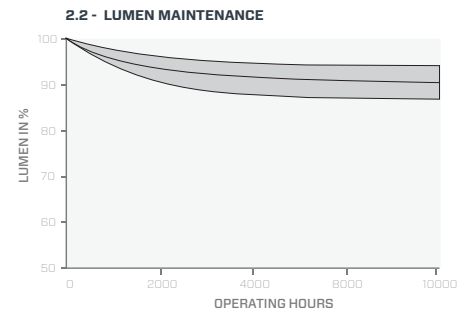
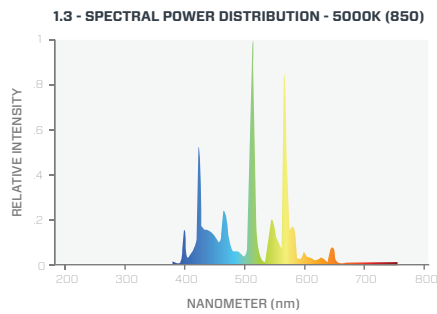
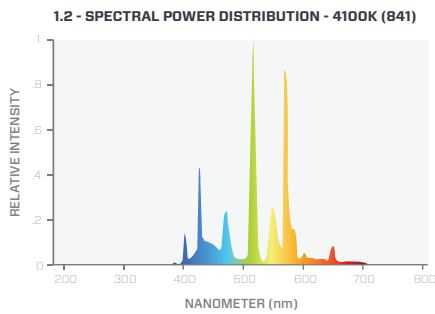
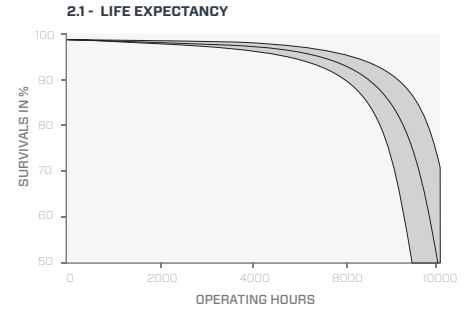
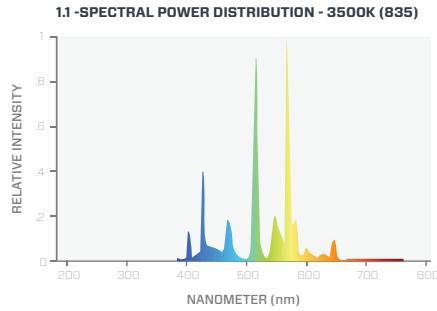
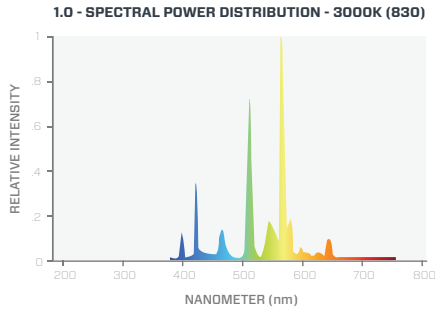
ORDERING INFORMATION:

PART NUMBER	DESCRIPTION	CASE QTY	CASE DIMENSIONS	CASE WEIGHT
FCF42TTT830/4P	42W 4P Triple Twin Tube CFL Lamp	50	470 x 260 x 220 mm - 18.5 x 10.23 x 8.66 in	6.0kg - 13.0lbs
FCF42TTT835/4P	42W 4P Triple Twin Tube CFL Lamp	50	470 x 260 x 220 mm - 18.5 x 10.23 x 8.66 in	6.0kg - 13.0lbs
FCF42TTT841/4P	42W 4P Triple Twin Tube CFL Lamp	50	470 x 260 x 220 mm - 18.5 x 10.23 x 8.66 in	6.0kg - 13.0lbs
FCF42TTT850/4P	42W 4P Triple Twin Tube CFL Lamp	50	470 x 260 x 220 mm - 18.5 x 10.23 x 8.66 in	6.0kg - 13.0lbs

OPERATING SPECIFICATIONS:

PART NUMBER	LAMP WATTS	NOMINAL VOLTAGE	INITIAL LUMENS	MEAN LUMENS	EFFICACY	RATED LIFE (HOURS)	CCT	CRI	WARRANTY
FCF42TTT830/4P	42W	135 ± -10V	3200 lm	2800 lm	76 lm/W	10,000 hrs	3000K	82+ Ra	1 Year
FCF42TTT835/4P	42W	135 ± -10V	3200 lm	2800 lm	76 lm/W	10,000 hrs	3500K	82+ Ra	1 Year
FCF42TTT841/4P	42W	135 ± -10V	3200 lm	2800 lm	76 lm/W	10,000 hrs	4100K	82+ Ra	1 Year
FCF42TTT850/4P	42W	135 ± -10V	3200 lm	2800 lm	76 lm/W	10,000 hrs	5000K	82+ Ra	1 Year

OPERATING SPECIFICATIONS:



ELECTRICAL SPECIFICATIONS:

PART NUMBER	STARTING TYPE	NOMINAL LAMP OPERATING VOLTAGE	NOMINAL LAMP OPERATING CURRENT	OPERATING FREQUENCY	HOT CATHODE RESISTANCE	BALLAST TYPE
FCF42TTT8**/4P	Instant	135 ± 10V	0.32 A	60Hz	13 ± 3.3Ω	Rapid Start

* NOTE: Electrical specifications are the same for all colour temperatures

PHYSICAL SPECIFICATIONS:

PART NUMBER	LAMP STYLE	BASE	SOCKET	PHOSPHOR
FCF42TTT8**/4P	PL	Ceramic	GX24Q-4	Tri-Phosphor

A	B	C	D	DIA (Ø)
41.0 mm - 1.61"	18.0 mm - 0.71"	151.0 mm - 5.95"	166.0 mm - 6.54"	12.0 mm - 0.47"

* NOTE: Physical specifications are the same for all colour temperatures

