



KELVIN (CCT):

- 3000K** 830
- 3500K** 835
- 4100K** 841

PART NUMBER:	DATE:
PROJECT #:	TYPE:
PREPARED BY:	

PART NUMBER:

FCF40PLL/8**/4P

40W 4 PIN PLL Triple Tube CFL Lamp

Fusion CFL Compact Fluorescent lamps provide the efficiency of fluorescent technology in recessed, surface mounted and specialty fixtures. The 12,000 hour lifetime of these lamps outlast all standard equivalents, saving you money on replacement labour and maintenance costs. These lamps save up to 75% in energy costs of the equivalent wattage standard lamps, for significant cost savings, and lower maintenance lighting solutions.

FEATURES & BENEFITS:

- Long Life - 12,000 lamp life
- Save on re-lamping and replacement costs
- High CRI - Excellent colour rendering for improved visual impact
- Wide Range of Colour Temperatures - Light your space to suit your ambience
- Instant Start - No warm-up time, and flicker-free operation
- TCLP Compliant
- High Lumen Output
- Fully Dimmable
- 1 Year Warranty
- Benefits a cleaner environment

AVAILABLE TYPES:

- 18 Watt: FCF18PLL8**/4P 830/835/841
- 26 Watt: FCF26TTT8**/4P 830/835/841
- 36 Watt: FCF36TTT8**/4P 830/835/841
- 40 Watt: FCF40TTT8**/4P 830/835/841
- 55 Watt: FCF55TTT8**/4P 830/835/841

APPLICATIONS:

- Commercial: Offices & Hospitals - Ambient Lighting, Task Lighting, etc.
- Retail: Malls, Shopping Centers, Stores, etc.
- Hospitality: Restaurants, Hotels, etc.
- Recreational: Sports Facilities, Gymnasiums, etc.
- Industrial: Warehousing, Manufacturing Facilities, etc.

APPROVALS

RoHS
COMPLIANT

ANSI CODE | **S78**

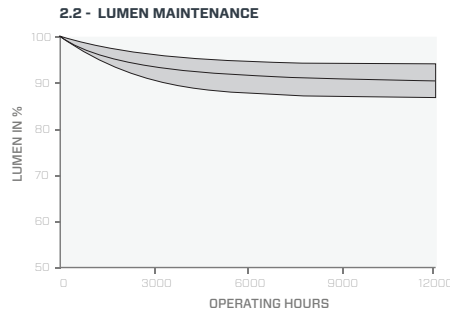
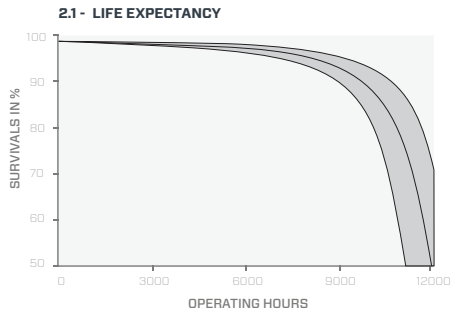
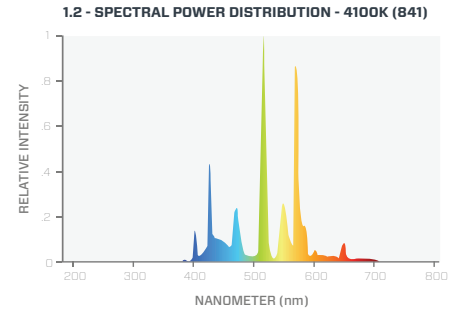
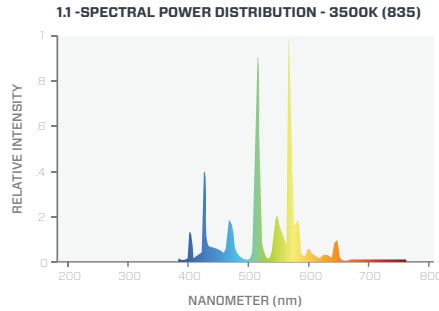
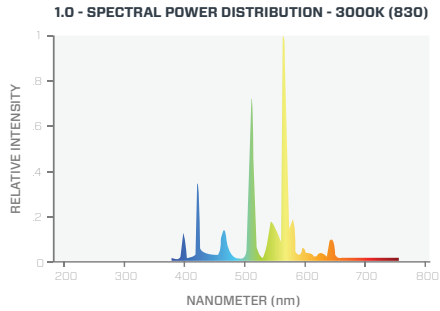
ORDERING INFORMATION:

PART NUMBER	DESCRIPTION	CASE QTY	CASE DIMENSIONS	CASE WEIGHT
FCF40PLL830/4P	40W 4P PLL Triple Twin Tube CFL Lamp	50	570 x 250 x 280 mm - 22.4 x 9.84 x 11.02 in	11.85kg - 26.0lbs
FCF40PLL835/4P	40W 4P PLL Triple Twin Tube CFL Lamp	50	570 x 250 x 280 mm - 22.4 x 9.84 x 11.02 in	11.85kg - 26.0lbs
FCF40PLL841/4P	40W 4P PLL Triple Twin Tube CFL Lamp	50	570 x 250 x 280 mm - 22.4 x 9.84 x 11.02 in	11.85kg - 26.0lbs

OPERATING SPECIFICATIONS:

PART NUMBER	LAMP WATTS	NOMINAL VOLTAGE	INITIAL LUMENS	MEAN LUMENS	EFFICACY	RATED LIFE (HOURS)	CCT	CRI	WARRANTY
FCF40PLL830/4P	40W	126 ± 10V	3500 lm	3150 lm	88 lm/W	12,000 hrs	3000K	82+ Ra	1 Year
FCF40PLL835/4P	40W	126 ± 10V	3500 lm	3150 lm	88 lm/W	12,000 hrs	3500K	82+ Ra	1 Year
FCF40PLL841/4P	40W	126 ± 10V	3500 lm	3150 lm	88 lm/W	12,000 hrs	4100K	82+ Ra	1 Year

OPERATING SPECIFICATIONS:



ELECTRICAL SPECIFICATIONS:

PART NUMBER	STARTING TYPE	NOMINAL LAMP OPERATING VOLTAGE	NOMINAL LAMP OPERATING CURRENT	OPERATING FREQUENCY	HOT CATHODE RESISTANCE	BALLAST TYPE
FCF40PLL8**/4P	Instant	126 ± 10V	0.32 A	60Hz	12 ± 3 Ω	Rapid Start

* NOTE: Electrical specifications are the same for all colour temperatures

PHYSICAL SPECIFICATIONS:

PART NUMBER	LAMP STYLE	BASE	SOCKET	PHOSPHOR
FCF40PLL8**/4P	PLL	Ceramic	2G11	Tri-Phosphor

A	B	C	D	DIA (Ø)
37.0 mm - 1.46"	17.0 mm - 0.67"	563.0 mm - 22.17"	569.0 mm - 22.40"	17.0 mm - 0.67"

* NOTE: Physical specifications are the same for all colour temperatures

