



**KELVIN (CCT):**

- 3000K 830
- 3500K 835
- 4100K 841

PART NUMBER:	DATE:
PROJECT #:	TYPE:
PREPARED BY:	

**PART NUMBER:**

## FCF36PLL/8\*\*/4P

### 36W 4 PIN PLL Triple Tube CFL Lamp

Fusion CFL Compact Fluorescent lamps provide the efficiency of fluorescent technology in recessed, surface mounted and specialty fixtures. The 12,000 hour lifetime of these lamps outlast all standard equivalents, saving you money on replacement labour and maintenance costs. These lamps save up to 75% in energy costs of the equivalent wattage standard lamps, for significant cost savings, and lower maintenance lighting solutions.

**FEATURES & BENEFITS:**

- Long Life - 12,000 hour lamp life
- Save on re-lamping and replacement costs
- High CRI - Excellent colour rendering for improved visual impact
- Wide Range of Colour Temperatures - Light your space to suit your ambience
- Instant Start - No warm-up time, and flicker-free operation
- TCLP Compliant
- High Lumen Output
- Fully Dimmable
- 1 Year Warranty
- Benefits a cleaner environment

**AVAILABLE TYPES:**

- 18 Watt: FCF18PLL8\*\*/4P 830/835/841
- 26 Watt: FCF26TTT8\*\*/4P 830/835/841
- 36 Watt: FCF36TTT8\*\*/4P 830/835/841
- 40 Watt: FCF40TTT8\*\*/4P 830/835/841
- 55 Watt: FCF55TTT8\*\*/4P 830/835/841

**APPLICATIONS:**

- Commercial: Offices & Hospitals - Ambient Lighting, Task Lighting, etc.
- Retail: Malls, Shopping Centers, Stores, etc.
- Hospitality: Restaurants, Hotels, etc.
- Recreational: Sports Facilities, Gymnasiums, etc.
- Industrial: Warehousing, Manufacturing Facilities, etc.

**APPROVALS**

**RoHS**  
COMPLIANT

ANSI  
CODE | **S78**

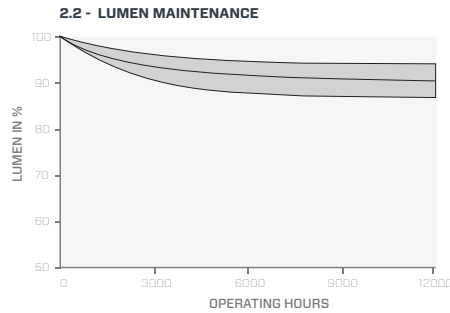
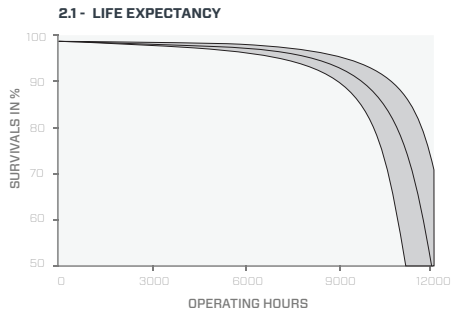
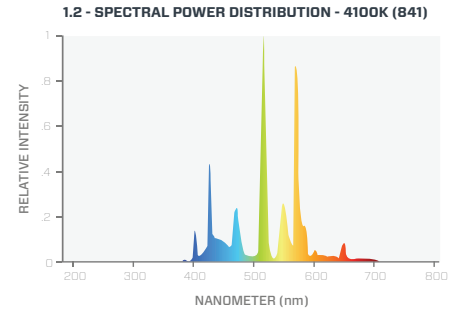
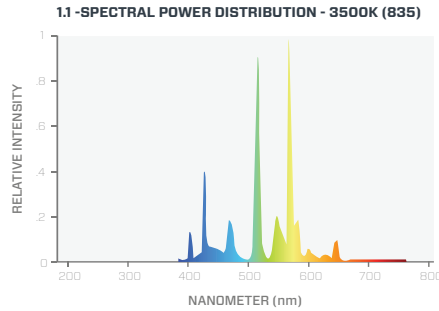
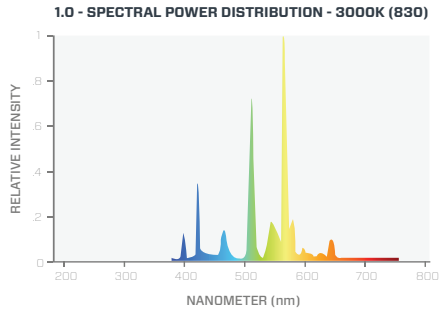
**ORDERING INFORMATION:**

PART NUMBER	DESCRIPTION	CASE QTY	CASE DIMENSIONS	CASE WEIGHT
FCF36PLL830/4P	36W 4P PLL Triple Twin Tube CFL Lamp	50	540 x 480 x 180 mm - 21.25 x 18.90 x 7.09 in	9.31kg - 20.5lbs
FCF36PLL835/4P	36W 4P PLL Triple Twin Tube CFL Lamp	50	540 x 480 x 180 mm - 21.25 x 18.90 x 7.09 in	9.31kg - 20.5lbs
FCF36PLL841/4P	36W 4P PLL Triple Twin Tube CFL Lamp	50	540 x 480 x 180 mm - 21.25 x 18.90 x 7.09 in	9.31kg - 20.5lbs

**OPERATING SPECIFICATIONS:**

PART NUMBER	LAMP WATTS	NOMINAL VOLTAGE	INITIAL LUMENS	MEAN LUMENS	EFFICACY	RATED LIFE (HOURS)	CCT	CRI	WARRANTY
FCF36PLL830/4P	36W	106 ± 10V	2800 lm	2520 lm	78 lm/W	12,000 hrs	3000K	82+ Ra	1 Year
FCF36PLL835/4P	36W	106 ± 10V	2800 lm	2520 lm	78 lm/W	12,000 hrs	3500K	82+ Ra	1 Year
FCF36PLL841/4P	36W	106 ± 10V	2800 lm	2520 lm	78 lm/W	12,000 hrs	4100K	82+ Ra	1 Year

OPERATING SPECIFICATIONS:



ELECTRICAL SPECIFICATIONS:

PART NUMBER	STARTING TYPE	NOMINAL LAMP OPERATING VOLTAGE	NOMINAL LAMP OPERATING CURRENT	OPERATING FREQUENCY	HOT CATHODE RESISTANCE	BALLAST TYPE
FCF36PLL8**/4P	Instant	106 ± 10V	0.44 A	60Hz	11 ± 2.8Ω	Rapid Start

\* NOTE: Electrical specifications are the same for all colour temperatures

PHYSICAL SPECIFICATIONS:

PART NUMBER	LAMP STYLE	BASE	SOCKET	PHOSPHOR
FCF36PLL8**/4P	PLL	Ceramic	2G11	Tri-Phosphor

A	B	C	D	DIA (Ø)
37.0 mm - 1.46"	17.0 mm - 0.67"	410.0 mm - 16.14"	416.0 mm - 16.38"	17.0 mm - 0.67"

\* NOTE: Physical specifications are the same for all colour temperatures

