



**KELVIN (CCT):**

- 3000K 830
- 3500K 835
- 4100K 841

PART NUMBER:	DATE:
PROJECT #:	TYPE:
PREPARED BY:	

**PART NUMBER:**

## FCF24PLL/8\*\*/4P

### 24W 4 PIN PLL Twin Tube CFL Lamp

Fusion CFL Compact Fluorescent lamps provide the efficiency of fluorescent technology in recessed, surface mounted and specialty fixtures. The 12,000 hour lifetime of these lamps outlast all standard equivalents, saving you money on replacement labour and maintenance costs. These lamps save up to 75% in energy costs of the equivalent wattage standard lamps, for significant cost savings, and lower maintenance lighting solutions.

**FEATURES & BENEFITS:**

- Long Life - 12,000 hour lamp life
- Save on re-lamping and replacement costs
- High CRI - Excellent colour rendering for improved visual impact
- Wide Range of Colour Temperatures - Light your space to suit your ambience
- Instant Start - No warm-up time, and flicker-free operation
- TCLP Compliant
- High Lumen Output
- Fully Dimmable
- 1 Year Warranty
- Benefits a cleaner environment

**AVAILABLE TYPES:**

- 18 Watt: FCF18PLL8\*\*/4P 830/835/841
- 26 Watt: FCF26TTT8\*\*/4P 830/835/841
- 36 Watt: FCF36TTT8\*\*/4P 830/835/841
- 40 Watt: FCF40TTT8\*\*/4P 830/835/841
- 55 Watt: FCF55TTT8\*\*/4P 830/835/841

**APPLICATIONS:**

- Commercial: Offices & Hospitals - Ambient Lighting, Task Lighting, etc.
- Retail: Malls, Shopping Centers, Stores, etc.
- Hospitality: Restaurants, Hotels, etc.
- Recreational: Sports Facilities, Gymnasiums, etc.
- Industrial: Warehousing, Manufacturing Facilities, etc.

**APPROVALS**

**RoHS**  
COMPLIANT



ANSI CODE | **S78**

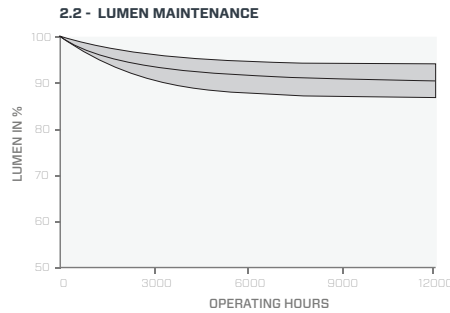
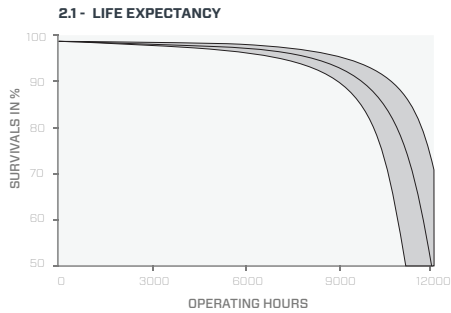
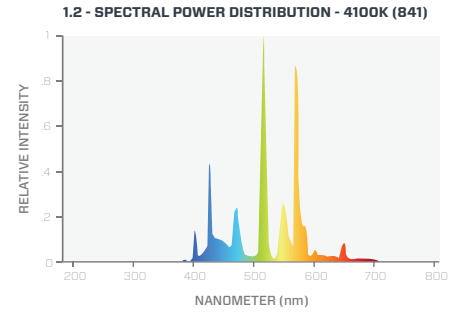
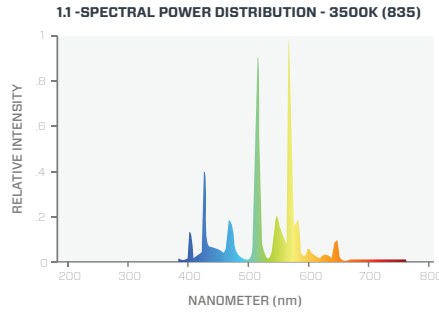
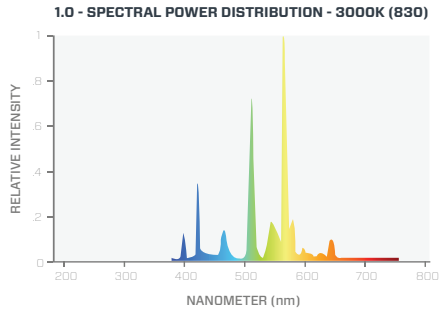
**ORDERING INFORMATION:**

PART NUMBER	DESCRIPTION	CASE QTY	CASE DIMENSIONS	CASE WEIGHT
FCF24PLL830/4P	24W 4P PLL Twin Tube CFL Lamp	50	540 x 380 x 180 mm - 21.25 x 11.96 x 7.09 in	5.8kg - 12.8lbs
FCF24PLL835/4P	24W 4P PLL Twin Tube CFL Lamp	50	540 x 380 x 180 mm - 21.25 x 11.96 x 7.09 in	5.8kg - 12.8lbs
FCF24PLL841/4P	24W 4P PLL Twin Tube CFL Lamp	50	540 x 380 x 180 mm - 21.25 x 11.96 x 7.09 in	5.8kg - 12.8lbs

**OPERATING SPECIFICATIONS:**

PART NUMBER	LAMP WATTS	NOMINAL VOLTAGE	INITIAL LUMENS	MEAN LUMENS	EFFICACY	RATED LIFE (HOURS)	CCT	CRI	WARRANTY
FCF24PLL830/4P	24W	87 ± -10V	1800 lm	1620 lm	75 lm/W	12,000 hrs	3000K	82+ Ra	1 Year
FCF24PLL835/4P	24W	87 ± -10V	1800 lm	1620 lm	75 lm/W	12,000 hrs	3500K	82+ Ra	1 Year
FCF24PLL841/4P	24W	87 ± -10V	1800 lm	1620 lm	75 lm/W	12,000 hrs	4100K	82+ Ra	1 Year

OPERATING SPECIFICATIONS:



ELECTRICAL SPECIFICATIONS:

PART NUMBER	STARTING TYPE	NOMINAL LAMP OPERATING VOLTAGE	NOMINAL LAMP OPERATING CURRENT	OPERATING FREQUENCY	HOT CATHODE RESISTANCE	BALLAST TYPE
FCF24PLL8**/4P	Instant	87 ± 10V	0.38 A	60Hz	12 ± 3Ω	Rapid Start

\* NOTE: Electrical specifications are the same for all colour temperatures

PHYSICAL SPECIFICATIONS:

PART NUMBER	LAMP STYLE	BASE	SOCKET	PHOSPHOR
FCF24PLL8**/4P	PLL	Ceramic	2G11	Tri-Phosphor

A	B	C	D	DIA (Ø)
37.0mm - 1.46"	17.0 mm - 0.67"	316.0 mm - 12.44"	322.0 mm - 12.68"	17.0 mm - 0.67"

\* NOTE: Physical specifications are the same for all colour temperatures

