



PART NUMBER:	DATE:
PROJECT #:	TYPE:
PREPARED BY:	

PART NUMBER:

## FCF13DTT/8\*\*/4P

### 13W 4 PIN Double Twin Compact Fluorescent Lamp

Fusion CFL Compact Fluorescent lamps provide the efficiency of fluorescent technology in recessed, surface mounted and specialty fixtures. The 10,000 + hour lifetime of these lamps outlast all standard equivalents, saving you money on replacement labour and maintenance costs. These lamps save up to 75% in energy costs of the equivalent wattage standard lamps, for significant cost savings, and lower maintenance lighting solutions.

#### FEATURES & BENEFITS:

- Long Life - 10,000+ hour lamp life
- Save on re-lamping and replacement costs
- High CRI - Excellent colour rendering for improved visual impact
- Wide Range of Colour Temperatures - Light your space to suit your ambience
- Instant Start - No warm-up time, and flicker-free operation
- TCLP Compliant
- High Lumen Output
- Fully Dimmable
- 1 Year Warranty
- Benefits a cleaner environment

#### AVAILABLE TYPES:

- 13 Watt: FCF13DTT8\*\*/4P 827/830/835/841
- 18 Watt: FCF18DTT8\*\*/4P 827/830/835/841
- 26 Watt: FCF26DTT8\*\*/4P 827/830/835/841

#### APPLICATIONS:

- Commercial: Offices & Hospitals - Ambient Lighting, Task Lighting, etc.
- Retail: Malls, Shopping Centers, Stores, etc.
- Hospitality: Restaurants, Hotels, etc.
- Recreational: Sports Facilities, Gymnasiums, etc.
- Industrial: Warehousing, Manufacturing Facilities, etc.

#### APPROVALS

**RoHS**  
COMPLIANT

ANSI  
CODE | **S78**



#### KELVIN (CCT):

- 2700K 827
- 3000K 830
- 3500K 835
- 4100K 841

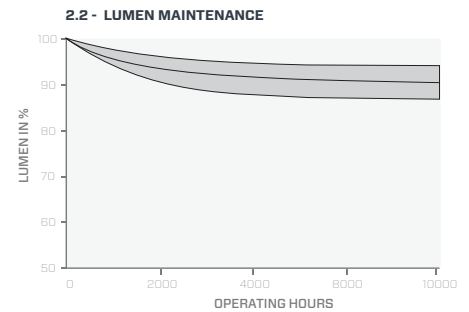
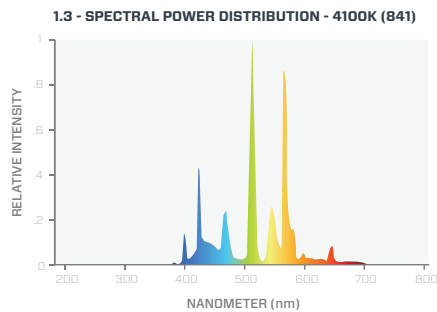
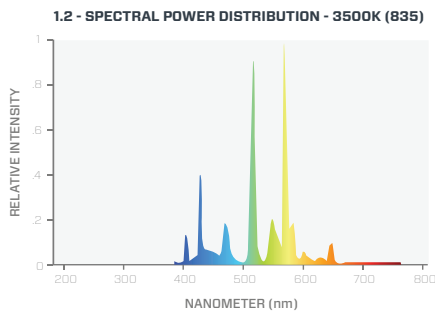
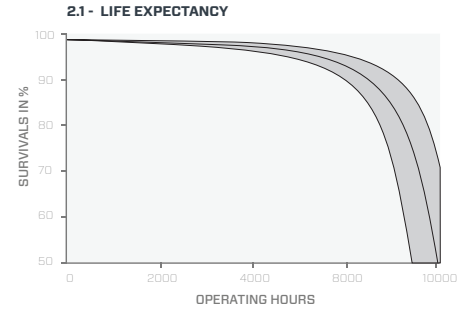
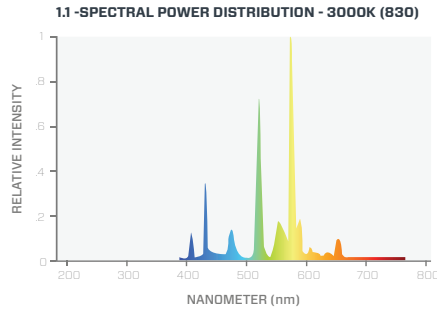
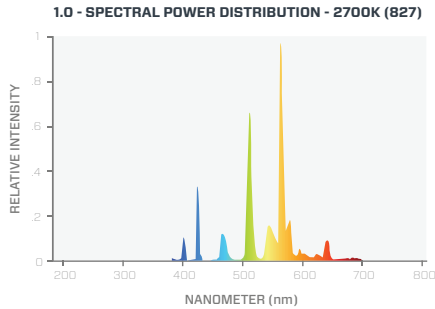
#### ORDERING INFORMATION:

PART NUMBER	DESCRIPTION	CASE QTY	CASE DIMENSIONS	CASE WEIGHT
FCF13DTT827/4P	13W 4P Double Twin Tube CFL Lamp	50	390 x 220 x 170 mm - 15.35 x 8.66 x 6.69 in	3.4kg - 7.5lbs
FCF13DTT830/4P	13W 4P Double Twin Tube CFL Lamp	50	390 x 220 x 170 mm - 15.35 x 8.66 x 6.69 in	3.4kg - 7.5lbs
FCF13DTT835/4P	13W 4P Double Twin Tube CFL Lamp	50	390 x 220 x 170 mm - 15.35 x 8.66 x 6.69 in	3.4kg - 7.5lbs
FCF13DTT841/4P	13W 4P Double Twin Tube CFL Lamp	50	390 x 220 x 170 mm - 15.35 x 8.66 x 6.69 in	3.4kg - 7.5lbs

#### OPERATING SPECIFICATIONS:

PART NUMBER	LAMP WATTS	NOMINAL VOLTAGE	INITIAL LUMENS	MEAN LUMENS	EFFICACY	RATED LIFE (HOURS)	CCT	CRI	WARRANTY
FCF13DTT827/4P	13W	59 ± 10V	760 lm	684 lm	58 lm/W	10,000 hrs	2700K	82+ Ra	1 Year
FCF13DTT830/4P	13W	59 ± 10V	760 lm	684 lm	58 lm/W	10,000 hrs	3000K	82+ Ra	1 Year
FCF13DTT835/4P	13W	59 ± 10V	760 lm	684 lm	58 lm/W	10,000 hrs	3500K	82+ Ra	1 Year
FCF13DTT841/4P	13W	59 ± 10V	760 lm	684 lm	58 lm/W	10,000 hrs	4100K	82+ Ra	1 Year

OPERATING SPECIFICATIONS:



ELECTRICAL SPECIFICATIONS:

PART NUMBER	STARTING TYPE	NOMINAL LAMP OPERATING VOLTAGE	NOMINAL LAMP OPERATING CURRENT	OPERATING FREQUENCY	HOT CATHODE RESISTANCE	BALLAST TYPE
FCF13DTT8**/4P	Instant	100 ± 10V	0.29 A	60Hz	50 ± 12.5 Ω	Rapid Start

\* NOTE: Electrical specifications are the same for all colour temperatures

PHYSICAL SPECIFICATIONS:

PART NUMBER	LAMP STYLE	BASE	SOCKET	PHOSPHOR
FCF13DTT8**/4P	PL	Ceramic	G24-Q1	Tri-Phosphor

A	B	C	D	DIA (Ø)
26.5 mm - 1.04"	12.0 mm - 0.47"	111.0 mm - 4.37"	126.0 mm - 4.96"	12.0 mm - 0.47"

\* NOTE: Physical specifications are the same for all colour temperatures

